

二零一七 / 一八年 常年报告



慈光福利协会
METTA WELFARE ASSOCIATION



目录

| | | |
|---|-------------------|------|
|  | 简介 | |
| | 主席献词 | 1.1 |
| | 关于慈光 | 1.2 |
| | 附属中心 | 1.3 |
| | 慈光委员会 | 1.4 |
| | 慈光总部 | 1.8 |
|  | 智障服务 | |
| | 慈光智障日间活动中心 | 2.1 |
| | 慈光乐陶苑及智障日间活动中心 | 2.5 |
|  | 医药照顾 | |
| | 慈光乐龄日间康复中心 | 3.1 |
| | 慈光安宁居家护理中心 | 3.5 |
| | 慈光居家护理服务 | 3.9 |
|  | 幼教与托孩 | |
| | 慈光幼儿园 | 4.1 |
|  | 智障与自闭症教育 | |
| | 慈光学校 | 5.1 |
|  | 慈光校友部 | 6.1 |
|  | 慈光活动 | 7 |
|  | 运作回顾及整体监管* | 8 |
|  | 财政报告* | |
| | 慈光福利协会 | 9.1 |
| | 慈光学校 | 9.29 |
|  | 致谢篇 | 10 |

*这些部分只以英语呈报

主席献词

慈光福利协会在2017/18财政年发生了许多大事。我们历经时间的考验，确保我们能与时并进，继续满足日益增长的需求，为社区服务。我们意识到前方的路充满荆棘，并已经采取积极措施克服这些挑战。

我们也踏出重要的一步，改善慈光所有服务项目的运营效率与可执行性。我们会经过新一轮的鉴定，以更新新加坡素质级（SQC）认证。这项优异业务（Business Excellence, BE）框架是个以国际标准为基准的开发工具，能提供一套发展蓝图，让我们调整我们的战略和目标，从而达到可持续的绩效。这个框架也有助于我们加强我们的系统和程序，来促进生产力和增长。

科技日新月异，对企业造成的影响已经超出我们的想象，从全球化、组织调整，一直到劳动队伍希望能远程和在非固定地点办公，人力资源部必须快速作出适应，以预测和管理组织变革。我们会开始实行一套人力资源学习管理系统，提高员工的参与度、留住人才和培育未来的领导。这套系统也有助加强我们的人力资源政策和做法，以更好地与现有和潜在的员工沟通，还有储存和分析相关数据。

为了实践慈光的其中一项核心价值观，我们鼓励员工持续学习，以尽可能在我们宝贵的团队中，建立韧性。让员工接受培训能提高他们的效率 and 生产力，因此是人力资源发展重要的一环，和有效管理的基石。这也激发了员工的士气。



慈光第三度荣获国家公园局“锦簇社区”（Community In Bloom）比赛的金奖，慈光乐龄日间康复中心则第一次获得比赛的银奖。慈光的花园能够生机勃勃，要归功于员工、志工和受益人注入了不少心血和热忱。

我们也有幸获得广泛的支持，因此想在此向所有利益相关者致上由衷的谢意——执行管理委员会和附属委员会的委员们无私的付出，以及志工、企业、捐献者、基层组织、合作伙伴和员工们不辞劳苦地奉献他们的时间和才能。感谢您成为我们工作中宝贵的成员。您的支持至关重要，我们期待在新的一年里，继续与您建立富有意义的伙伴关系。

愿三宝加持护佑

释普恩

慈光福利协会主席
释普恩



慈光福利协会
METTA WELFARE ASSOCIATION

Caring For Our Communities
关爱我们的社群

何谓慈光？

“慈光”在梵文中之意是“慈爱之光”

箴言

慈仁疗众苦 光照困中人

关于慈光

慈光福利协会于1992年由护国金塔寺住持法照法师发起，他目前也是新加坡佛牙寺龙华院创寺住持和创寺主席。

慈光福利协会在1994年注册为社团，并受到社会发展、青年及体育部、卫生部以及教育部的肯定，同时也是国家福利理事会、新加坡慈怀理事会以及新加坡残疾人体育协会的会员。

宗旨

慈光福利协会依据药师佛的慈悲本愿，不分种族背景与宗教信仰，致力为社群提供关怀服务。

使命与展望

慈光福利协会致力于与我们的受益者，善长人翁，合作伙伴，供应商以及社区团体紧密合作以便为社群提供所需的关怀服务。

核心价值观

- **慈悲** – 以纯净慈悲心对待我们的受益者并给予仁爱和尊重。
- **诚信** – 以专业操守和道德，秉持诚信的行进。
- **和睦** – 不分种族背景与宗教信仰，以平等和敏感的态度与他人和睦共处。
- **尊重** – 尊重我们的受益者，职员，合作伙伴和商家和认同多元化的重要性。
- **进取不懈** – 持续学习和进取不懈以追求卓越服务和功绩。



附属中心

慈光属下设九所附属中心和一所社会企业，分布在全岛，以肩负完成重要的慈善福利使命。目前，慈光大约支援协助大约1,300名弱势人士，所服务的范围有：

智障服务

- 慈光智障日间活动中心（为智障人士开设的日间照料与活动中心）
- 慈光乐陶苑（为各类智障和残障人士提供长期住宿理疗服务的中心）
- 慈光乐陶苑智障日间活动中心（附属于慈光乐陶苑，为智障人士提供日间照料服务）

医药照顾

- 慈光乐龄日间康复中心（为乐龄人士与中风病患开设的日间康复中心）
- 慈光安宁居家护理中心（为末期病患提供慈怀服务）
- 慈光居家护理服务（为慢性疾病的病人提供居家医疗护理和辅助）

幼教与托孩

- 慈光幼儿园（专为年龄介于3至6岁的学障幼孩，开办早期介入学前教育）

智障与自闭症教育

- 慈光学校（专为年龄介于7至18岁、患有轻度智障兼或自闭症的孩子，提供量身定制、和正统教育不同的教育模式与训练）

校友部

- 由慈光聚缘轩和慈光展艺所组成的校友部，专为学障青年提供职业培训和就职机会。

慈光不分种族与宗教信仰、无论老幼病弱或垂危，都设法改善弱势人士的生活素质。此类工作虽富挑战性，但看到弱势人士获得适当的照顾、过着充实的生活，却富有工作满足感，而驱使慈光职员努力工作。此外，慈光所提供的服务，广泛周全且超出受惠者的需求，令人感到自豪。



慈光委员会





执行管理委员会

| | |
|--------|--------------------------|
| 主席 | 释普恩 |
| 第一副主席 | 释有廣 |
| 第二副主席 | 黄乘佑医生 |
| 名誉秘书 | 余添辉先生 |
| 助理名誉秘书 | 柯建慶先生 <small>PBM</small> |
| 名誉财政 | 洪子谦先生 |
| 助理名誉财政 | 骆森伟先生 |
| 委员 | 吴加音女士 |
| | 许立群先生 |
| | 林宏连先生 |
| | 林道君先生 |
| | 王世杰先生 <small>BBM</small> |
| | 傅永民先生 <small>PBM</small> |
| | 陈明达律师 |

前排 (从左)

释有廣
释普恩

第二排 (从左)

许立群先生
黄乘佑医生
林道君先生
洪子谦先生

后排 (从左)

余添辉先生
林宏连先生
骆森伟先生



学校管理委员会

主席
校监
秘书
财政
委员

释普恩
余添辉先生
苏巧丽校长
林友诗先生
释有廣
刘瑞瑛女士
傅永民先生 PBM
张玉美督学 (教育部代表)
李学文先生 (教育部/国家福利理事会代表)

(从左)
李学文先生
刘瑞瑛女士
张玉美督学
苏巧丽校长
释有廣
释普恩
林友诗先生
傅永民先生
余添辉先生
黄淑萍女士

校友关怀委员会

顾问 释普恩
主席 柯建慶先生
委员 蔡顺成先生
林碧云女士
傅永民先生
郑钦祥先生
胡启山先生

幼教与托孩委员会

顾问 释普恩
主席 林宏连先生
副主席 陈奂霖先生
委员 柯慧娟小姐
林友诗先生
杨秀焱女士

智障服务委员会

顾问 释普恩
主席 许立群先生
副主席 林友诗先生
委员 蔡顺成先生
蔡忠民先生
王茂荣先生
郑钦祥先生

医药照顾委员会

顾问 释普恩
主席 黄乘佑医生
副主席 刘盈怡医生
委员 嚴麗英女士
骆森伟先生
严居渊医生
吴守璞小姐
陈延基先生
Thanabal Kaliannan 先生
Govind Bommi 先生（2018年7月17日委任）

委任委员会

顾问 释普恩
主席 余添辉先生
副主席 黄乘佑医生
委员 释有廣
洪子谦先生
柯建慶先生
许立群先生
林宏连先生
骆森伟先生

审计委员会

顾问 释普恩
主席 余添辉先生
副主席 洪子谦先生
委员 林子欽先生
林碧云小姐
林友诗先生
骆森伟先生
郑钦祥先生
胡依莎女士
杨惠志先生

筹款委员会

顾问 释普恩
主席 傅永民先生
副主席 郑钦祥先生
委员 许明月小姐
林友诗先生
陈奂霖先生
杨惠志先生

慈光高尔夫球附属委员会

顾问 释普恩
兼赛事总监 张清炎先生
主席 赵坤佳先生
委员 余添辉先生（2018年7月17日委任）
梁雅桃小姐
胡高泉先生
傅永民先生
陈福顺先生

资讯科技委员会

顾问 释普恩
主席 林道君先生
副主席 王世杰先生
委员 林序城先生
梁少锋先生
吴福庆先生
骆森伟先生

人力资源委员会

顾问 释普恩
主席 赵坤佳先生
副主席 吴加音女士
委员 胡启山先生
赖妙珠小姐
陈文德先生
陈德音女士

投资委员会

顾问 释普恩
主席 傅永民先生
副主席 黄乘佑医生
委员 洪子谦先生
张康儀先生
羅佩儀小姐
陈伟强先生
胡启山先生

合约和招标委员会

顾问 释普恩
主席 王世杰先生
副主席 余添辉先生
委员 林友诗先生
陈延基先生
傅永民先生

纪律与调查委员会

顾问 释普恩
主席 陈明达律师
副主席 吴加音女士
委员 黄乘佑医生
严居渊医生
傅永民先生
胡启山先生

医疗事故咨询委员会

顾问 释普恩
主席 黄乘佑医生
副主席 严居渊医生
委员 吴加音女士
刘盈怡医生
赵忠安医生

慈光总部

(截至2018年4月1日为止)



前排 (从左)
黄馨仪小姐
杨巧祈小姐
郭玥廷小姐
黄淑萍女士
谢志明先生
Namira Bte Ismail 小姐
王惠萍女士

第二排 (从左)
梁永勤先生
林明财先生
梁慧美女士
郑莉莉女士
谭莲清女士
黄淑盈小姐
武芷若女士
邱爱丽小姐
余普葵小姐
黄紫惠小姐
叶蔼媛女士
梁爱晶女士
林秀玉小姐
钟美林小姐

第三排 (从左)
蔡淮隆先生
Abdul Aziz Bin Othman 先生
蓝立源先生





慈光智障日間活動中心

重点和数据
(截至2018年3月31日为止)

1995年1月开设
35位受惠人士
10位职员

慈光智障日间活动中心很荣幸作为慈光最早成立的中心之一。本中心成立于1995年，旨在提供一个场所，让智障人士能同中心职员和其他同伴进行有意义的交流。位于后港一座组屋地层的慈光智障日间活动中心，是一所营运上能自给自足的中心，拥有厨房、培训和娱乐区。慈光智障日间活动中心的受益人就像在慈光乐陶苑及日间活动中心的受益人一样，能学到的技能包括日常生活技能、社区生活技能和自我行为管理技能。

看护者与培训专员

本中心与受益人的看护者紧密合作，以了解受益人的需求并且提出反馈，让看护者在家中可以更好的照料他们。本中心也会举办个案会议，让培训人员、社工和主管与看护者进行讨论。通过这样的交流，我们可以分享我们对受益人的观察并提供一些可行的建议。我们的培训人员就像大哥哥、大姐姐一样，无微不至地关怀与扶持我们的受益人。

社区合作

拥有超过20年历史的慈光智障日间活动中心，在区内已经有一定的号召力。个人和不同组织的团体定期邀请中心的职员和受益者参与节庆活动。这些善心举动包括捐赠餐食给受益人或者带他们到各个景点郊游。志工也会在万圣节和圣诞节期间，同我们的受益人一起感染佳节的气氛。像这类的区内活动，往往获得基层和选区成员的大力支持。

迈向未来

展望未来，本中心将会根据社会及家庭发展部新推出的受益人评估表（CAF-R），重新调整我们的活动，以达到受益人的需求。中心也会采取一套更完善和有明确目标的护理和培训计划。此外，为了跟上科技的脚步，中心会在新的工作年开始使用应用程序点名和进行沟通。中心也会开始培训我们的受益人，让他们在往后有机会参加新加坡特殊奥运会和其他国际赛事，进一步推动具包容性社会。





忠心感谢您支持

慈光智障日間活動中心



Blk 627 Hougang Ave 8 #01-130 S(530627)
Tel: 6385 2913 Fax: 6385 2914
Email: hidac@metta.org.sg
Facebook: MettaIDAC



慈光乐陶苑 及 智障日间活动中心

重点和数据
(截至2018年3月31日为止)

2000年12月开设
慈光乐陶苑: 91位受惠人士及55位职员
智障日间活动中心: 29位受惠人士及6位职员

慈光乐陶苑

成人住宿服务

仿造土生华人传统住家的宁静怡人环境，慈光乐陶苑是91位身心残障者的第二个家。另外，我们也预留了五张床位给需要喘息护理服务的客户。我们的服务对象介于18至55岁，来自不同种族和宗教信仰背景。

在社会及家庭发展部的资助下，本中心可为受益人提供个人化的节目和活动，作为他们护理计划的一部分。受益人也在中心内掌握日常生活所需的技能和调节他们的情绪和行为状态。他们会到本地的一些景点参观还有在社区内走走，以促进社会包容性和各群体之间的交流。

本中心的专业团队包括直接护理人员、综合医疗保健人员以及营运和行政人员。我们共同确保受益人能在舒适的环境里，获得妥善的照顾。

计划与活动

中心会定期检讨我们的计划，从而让受益人能尝试新的事物，并享有全新的体验。我们今年其中一项更新后的计划，是让受益人使用iPad平板电脑，接受培训。这有助他们跟上科技的步伐，并且加强他们多感官的刺激和反应。中心也能根据受益人的个别能力，选择适合他们的应用程序。

随着受益人年龄的增长，本中心更加注重保持他们健康的体魄。中心采用先进的HUR锻炼设备，它们没有明显的秤砣，而是使用气压作为阻力，让客户能更安全使用。此外，这些器材也设有电子追踪系统，能即时查看客户的进度。

捐赠者与志工

本中心会继续同志工、捐献者和组织一起合作举办企业社会责任项目，这是客户能和社区交流的一个重要管道。此外，我们有幸得到南洋理工大学福利服务俱乐部（NTU Welfare Services Club）的帮助，他们的学生承诺参与一年的项目，同我们的客户互动。在新加坡青年志愿团队的青年领导计划下，我们也与他们的志工在不同的项目上进行合作。

还有我们的志工会定期提供免费剪发服务、在厨房里帮忙准备食物、或在工作坊上帮忙。这些志工们至关重要，他们给予我们的受益人加倍的支持与关爱。

迈向未来

展望未来，我们会分阶段展开慈光乐陶苑的翻新工作，从而改善客户的居住环境。我们也会开始采用远程医疗服务，让心理卫生学院的医生能通过视讯的方式，为我们的客户看诊和配药。我们也会翻新我们的治疗室，并引进扩增和虚拟实境培训器材，提高客户的参与度和提升技能培训项目。



慈光日间活动中心

日间活动中心

本日间活动中心位于慈光乐陶苑的范围内，是个能让智障受益人学习各种技能的场所。这些技能包括日常生活技能、社区生活技能和自我行为管理技能。更重要的是，中心举办各种活动，带着受益人走入社区，除了到名胜景点游玩也会参与社区活动。这么做，不仅能协助打造一个包容性社会，受益人也有机会尝试新的事物。

看护者与培训专员

本中心与受益人的看护者紧密合作，以了解受益人的需求并且提出反馈，让看护者在家中可以更好的照料他们。本中心也会举办个案会议，让培训人员、社工和主管与看护者进行讨论。通过这样的交流，我们可以分享我们对受益人的观察并提供一些可行的建议。我们的培训人员就像大哥哥、大姐姐一样，无微不至地关怀与扶持我们的受益人。

社区合作

本中心会继续提高受益人在社区活动的参与度，鼓励他们参加国庆庆典、社区健走、节日庆祝活动等。这有助建立起他们的自信心，而普罗大众也能更加接受特需人士。我们会定期与学校和组织联办一些活动，让受益人参加。今年，中心有幸同思科系统公司（Cisco Systems Singapore）合作，他们会经常同我们的客户进行互动。

迈向未来

展望未来，本中心将会根据社会及家庭发展部新推出的受益人评估表（CAF-R），重新调整我们的活动，以达到受益人的需求。中心也会采取一套更完善和有明确目标的护理和培训计划。此外，为了跟上科技的脚步，中心会在新的工作年开始使用应用程序点名和进行沟通。





忠心感谢您支持

慈光乐陶苑 及 智障日间活动中心



2 Woodlands St 31 S(738580)
Tel: 6365 7666 Fax: 6365 7555
Email: MettaHome@metta.org.sg
Facebook: MettaHome



慈光乐龄日间康复中心

重点和数据
(截至2018年3月31日为止)

每日149位受惠人士
14位职员
1998年6月开设

服务项目

慈光乐龄日间康复中心于1998年6月开设，为那些由于中风、帕金森症或受伤而患有体能障碍的受益人提供康复服务。

本中心每天能应付75名不同种族和宗教的受益人，并实践我们的关怀愿景，提供一站式、全面的康复和社会支助服务，以尽可能强化他们的体能。

我们提供的服务包括：物理治疗、职能治疗、护理评估、教育以及辅助疗法，如：画画、园艺和太极拳。在中心计划下，不同背景的志工也陪伴这些受益人到名胜景点郊游，让他们参与社区活动的同时，提高他们的生活素质。

我们也租借器材如助行器、轮椅给受益人，并在他们的住家或中心内，定期举办看护者基础课程，从而为他们的家人提供支持。这么做的话，他们的家人能更快适应看护者的角色、掌握基本的护理技能、一旦发生紧急情况，也能应对自如。

培训平台

本中心为新跃社科大学及南洋理工学院辅导课程的学生提供培训实习平台。学生可透过辅导实习计划，学会处理我们的受益人所面对的社会心理问题。

来自工艺教育东区学院社区关怀与福利系的学生在慈光乐龄日间康复中心进行工业实习。本中心为他们提供物理治疗及职能治疗方面的实习培训。

“德育在于行动”项目

慈光乐龄日间康复中心与中学、初级学院和大学合作，让他们的学生有机会同我们的乐龄互动，一起玩游戏、绘画和表演等等。

“德育在于行动”项目旨在：

1. 培育学生成为对社会负责任的公民。
2. 为社会较不幸人士做出有意义的贡献。
3. 提高社区对福利服务的认识。

企业社会责任

我们的受益人往往最期待的就是通过企业社会责任项目，同我们的企业伙伴，如联合包裹公司（UPS）、毕马威会计师事务所、德勤会计师事务所、艾伯维生物药剂公司（AbbVie Pte. Ltd）等公司的职员一起互动。这让受益人有机会进行不同的室内活动或是到名胜景点出游。

续瑞穗银行（Mizuho Bank）同慈光乐龄日间康复中心一起设立甘榜花园后，他们的职员每个月都会下来义务照顾花园，他们通过除草、移植植物来持续奉献爱心。这些志工偶尔也会同我们的受益人一起制作“瓶中景”。

捐赠者

为纪念已故的云茂潮先生和他已故的夫人陈氏（Annie Tan）的冥诞，云茂潮慈善基金有限公司（Wan Boo Sow Charity Fund Ltd）分别于9月和6月在本中心提供免费午餐给我们的乐龄受益人。

一些捐赠者同样也选择赞助午餐或茶点给我们的受益人，来庆祝他们特别的日子。

海外访客

本中心于2017年12月5日接待一组来自韩国爱国者和退伍军人事务部的学习参访团。这提供了双方学习的机会，韩方观摩了我们中心的运作，并与我们分享他们在韩国社区提供的服务。

慈光福利协会



提升计划

本中心与两所高等学府展开两个合作项目：

1. 新加坡理工大学的学生评估一套现有的康复器材后，发现有必要激励我们的受益人，因此重新设计中风后用以复健锻炼的手臂滑动训练器（arm skate device）。新器材结合了游戏和科技，提高患者的使用度和使用时的趣味性。
2. 新加坡科技设计大学同我们的乐龄合作，发明一个附加装置，使手动轮椅可以机动化，以较低的成本，方便轮椅移动。

看护者培训

本中心获得护联中心的批准，能为受益人的家属或是公众提供看护者培训。培训每个月在康复中心举行一次。那些完成培训的女佣会得到一张出席记录证明，他们的雇主就能够申请女佣雇主补贴。如果他们符合资格，每月可获得120元补贴，协助抵销聘请女佣的部分费用。

客户满意度

护联中心已经在2017年底，于慈光乐龄日间康复中心进行第二轮的中心客户满意度调查。这项调查结果有助我们了解受益人对于我们服务的看法，还有值得去改进的地方。

提升员工技能

为了实现慈光“进取不懈”的核心价值观，本中心的职员出席了护联中心和其他机构举办的课程和研讨会，以不断改善我们的临床技能和掌握最新的行业做法。

增进员工团队精神



为了庆祝2017年的结束，慈光的医药照顾团队在2017年12月29日聚在一起，享用“安班饭”。午餐结束后，大家也一起玩游戏和进行神秘礼物交换。员工们都度过愉快的时光，并加深了彼此的友谊。

迈向未来

慈光乐龄日间康复中心将检讨我们现有的服务项目和收费，还有提升及改善我们的设施，使得我们的受益人数增加到81人，并为他们营造一个更好的康复环境。

我们会持续改善我们的工作流程和利用科技以及减少纸张的运用，提高生产力和效率。



THANK YOU FOR SUPPORTING

METTA DAY REHABILITATION CENTRE FOR THE ELDERLY



PLEASE VISIT US AT:

Blk 296 Tampines St 22 #01-526 S(520296)

Tel: 6789 5951 Fax: 6786 3758

Email: rehab@metta.org.sg

Facebook: MettaMedicalCare



慈光安宁居家护理中心

重点和数据
(截至2018年3月31日为止)

372位受惠人士
8位职员
2000年6月开设

服务项目

安宁居家护理服务

慈光安宁居家护理中心专为末期病人提供免费居家慈怀护理服务，让他们能在家人的陪伴下接受照顾。

本中心的病人生命只剩下不到一年，他们会获得全面性护理，包括医疗、护理和社会心理服务。本中心旨在确保病人能获得照料和慰藉，尽可能免于他们遭受任何身体上或情绪上的不适。同时，本中心也会通过看护者培训项目，给予他们的家人和看护者支持。

中心亦提供免费的医疗设备借用服务，包括医疗床、氧气浓缩机、轮椅、助行器材和坐便椅等，让看护人能更有信心地在家中因应病人的需要。

本中心的团队由两位代班医生、三位全职注册护士、一位社工、一位社区参与职员、两位行政职员和一位医药照顾部经理组成。

服务成就

培训平台

慈光安宁作为一个临床居家护理的培训平台，为新加坡国立大学医学院学生和杜克——国大医学研究生院的研究生提供实习机会。

在本中心的外聘医生及注册护士的指导下，实习生能亲身体验和学习居家慈怀护理服务。

社区参与

捐血运动

本中心联合樟宜四美社区紧急应策与参与委员会、樟宜四美社区印度活动执行委员会和新加坡红十字会，每年都会在樟宜四美民众俱乐部举行两次的捐血活动。每次的捐血活动平均有80到100人成功捐血。



生日庆祝会

慈光安宁的宗旨是提高我们受益人的生活素质。因此本中心的职员会和病人的家属一起为病人在家中庆祝生日。这对病人和家属而言都是即难忘又感人的体验，并让家属感到欣慰，自己能为亲人做点有意义的事。生日会上拍摄的照片往往成为家属们刻骨铭心的回忆。

“快乐苹果”计划

慈光安宁第一次与由新加坡国立大学杨潞龄医学院的学生发起的“快乐苹果计划”合作，联合为末期病人提供陪伴。一组共4到5人的学生每个月会探望病人一到两次，为他们带来欢笑，并在他们的有生之年起到正面影响。

“许个愿”活动

在新加坡爱尔兰基金及新加坡耆那教学会的赞助下，慈光安宁居家护理中心希望能够通过这项计划，为我们的受益人完成心愿。

以下是我们的病人和亲人的一些终身难忘的时刻：

- 两名受益人到河川生态园一起游玩和乘船。
- 赞助农历新年礼篮和饼干给低收入的原住民受益人。
- 在开斋节时赞助饼干、马来传统服饰、床单和窗帘给我们的一些低收入回教受益人。

新加坡耆那教学会也同意使用部分的资金，来购买更好的伤口护理产品给那些卧病在床而有褥疮的受益人，不仅加速他们的康复过程，也为他们骨骼提供垫层。

纪念日

慈光安宁成功邀请来自三个家庭的七位成员，于2017年12月16日到慈光聚缘轩一起纪念他们过世不到6个月的亲人。这些亲属分享了他们的感想，并在 护士Azfar的带领下，亲手制作卡片和写下自己对亲人的思念。活动结束后，出席者带着笑容离开，他们找到新的力量并心怀感激，能够学会慢慢放下和更加珍惜与健在的亲人度过的时光。

提升员工技能

慈光积极鼓励员工们透过参加课程和研讨会来充实自己和提升技能。我们透过新加坡慈怀理事会的多学科慈怀护理每月论坛和圣安德烈社区医院的案例教程，不断地跟进时下的慈怀管理方法。

中心也有幸请到新加坡国立癌症中心的顾问医生Cynthia Goh教授，在每个季度传授她的技能和知识给我们的团队。本中心的职员出席了护联中心和其他组织举办的课程和研讨会，以持续改善我们的临床技能和掌握最新的行业做法。

增进员工团队精神

为了庆祝“护士节”，Joshua Lau医生在2017年8月1日请我们的护士和职员到J's Wok & Grill餐厅饱餐一顿。他们度过一段珍贵的时光，和增进彼此的情谊，Joshua Lau医生也传授给他们一些沟通技巧，以更好地应对受益人。

在2017年步入尾声之际，慈光的医药照顾团队于2017年12月29日聚在一起，享用“安班饭”。午餐结束后，大家也一起玩游戏和进行神秘礼物交换。大伙儿都十分愉快，并准备好迎接新的一年。

迈向未来

慈光安宁会继续与“快乐苹果”计划合作，提供友伴服务，并且连同新加坡慈怀理事会和“快乐苹果”计划一起参加更多社区外展计划，提高民众对慈光安宁居家护理服务的意识。

我们也会参与更多培训和新加坡慈怀理事会的素质改善计划，提升病人的体验。

随着科技的进步，慈光安宁正在检讨如何改善我们的工作流程，以减少纸张的运用，和提高效率。



THANK YOU FOR SUPPORTING

METTA HOSPICE CARE



PLEASE VISIT US AT:

Metta Building (Level 5) 32 Simei St 1 S(529950)
Tel: 6580 4695 Fax: 6787 7542
Email: hhospice@metta.org.sg
Facebook: [MettaMedicalCare](https://www.facebook.com/MettaMedicalCare)



慈光居家护理服务

重点和数据
(截至2018年3月31日为止)

190位受惠人士
4位职员
2015年4月开设

服务项目

慈光居家护理服务（前身为慈光家庭护理服务）于2015年4月开设，是一项与东部医疗联盟合作的试验计划，旨在支持区内医疗和护理方面的照护。它是一种为慢性疾病和器官功能衰竭患者提供全面性管理的居家护理服务。我们的目标是通过提供早期干预和医疗援助，以减少病患重新入院的频率。更重要的是让年长者能够原地养老。

我们于2016年12月获得卫生部发放的援助金后，于2017年3月1日开始接收医院转介的病例，并把服务伸向更多住在东部、不论种族和宗教的受益人。受益人经过全国支付能力调查，获得达百分之60到80的津贴，而慈光居家护理服务为他们提供免费的服务，以减少低收入人士的医疗开销。

除了医疗看诊和护理程序，本中心也赋予看护者基本的护理技能，让他们有能力照料自己的亲人。中心亦提供免费的医疗设备借用服务，包括医疗床、氧气浓缩机、轮椅、助行器材和坐便椅等，让看护者能更有信心地在家中应付病人的需要。

整体专业团队

本中心的团队由医生、护士、社工、社区参与职员、行政职员和医药照顾部经理组成。我们提供全方位的医疗、护理、社交、情绪和精神上的支持，以尽可能提高受益人的生活素质。

企业伙伴

今年我们有幸与“郑海船生命基金”紧密合作，派发家居用品给低收入受益人，还有带着一组受益人到Bollywood Veggies农场出游。

生日庆祝会

我们很感激有一群捐献者通过慈光聚缘轩，捐赠蛋糕给受益人，让他们庆生。

提升员工技能

为了秉持“进取不懈”的慈光核心价值观，本中心的职员出席了护联中心和其他组织举办的课程和研讨会，以不断改善我们的临床技能和掌握最新的行业做法。

增进员工团队精神

为了庆祝“护士节”，Joshua Lau医生在2017年8月1日请我们的护士和职员到J's Wok & Grill餐厅饱餐一顿。他们度过一段珍贵的时光，和增进彼此的情谊，Joshua Lau医生也传授给他们一些沟通技巧，以更好地应对受益人。

在2017年步入尾声之际，慈光的医药照顾团队于2017年12月29日聚在一起，享用“安班饭”。午餐结束后，大家也一起玩游戏和进行神秘礼物交换。大伙儿都十分愉快，并准备好迎接新的一年。

迈向未来

慈光居家护理将继续扩充能力，把触角伸向那些可以从我们的服务中受惠的低收入家庭。我们也会继续通过采用受认可的评估工具如interRAI家居护理评估系统，提升我们的护理质量，还有利用科技以及减少纸张的运用，提高生产力。





THANK YOU FOR SUPPORTING

METTA HOMECARE



PLEASE VISIT US AT:

Metta Building (Level 5) 32 Simei St 1 S(529950)
Tel: 6580 4653 Fax: 6787 7542
Email: mhomenursing@metta.org.sg
Facebook: MettaMedicalCare



慈光幼儿园

重点和数据
(截至2018年3月31日为止)

88位幼儿；27位职员；2010年6月开设（慈光幼儿园－四美在2007年5月开设）

服务项目

慈光幼儿园-榜鹅于从2010年7月21日正式开幕至今已有超过8年。本校学生由新加坡协助残障人自立局（SG Enable）从医院转介过来，经过中心初步筛选后，小孩将能够入学。本中心专为年龄介于2.5至6岁患有自闭症谱系障碍（Autism Spectrum Disorder）、整体发育迟缓症（Global Developmental Delay）、语言发展迟缓（Speech and Language Delay）等有特殊需要的孩童，提供早期介入学前教育。

孩子们每周会上两堂三个小时的课程。一组由教师、职能治疗师、言语和语言治疗师所组成的团队会一起讨论，针对孩子们的个别需求为他们量身定制具体和可衡量一年目标的个性化教育方案（Individualised Education Plan, IEP）。此方案着重于六个领域：精细动作技能、粗动作技能、适应能力、认知能力、沟通及社交技巧。中心会根据每个月的主题进行各种探究性活动，来加强儿童的学习能力：如玩沙游戏，戏水，室内和户外活动、圆圈时间、郊游、艺术和手工艺、阅读、群体活动、角色扮演活动和烹饪。孩子们每个星期也会参与中心一个小时的手铃音乐活动，通过遵循指示和执行诸动作如敲钟，来提高集中力。这些课程有助于改善孩子们的沟通能力和增强对所学过的歌曲的记忆力。最重要的是，孩子们喜欢在手铃音乐活动上，和同辈们一起唱歌、玩乐。

慈光幼儿园的老师们会通过各种方式定期与学生的家长沟通，包括利用手机应用程序、简讯、社交网站、非正式会议、在通讯录上做笔记和每半年开一次的家长教师会议（Parent-Teacher Conference PTC）。老师们还会进行家访和访问孩子的主流幼儿园，除了观察孩子的进度，也能同家长和其他老师分享如何提高孩子学习能力的想法和心得。幼儿园提供的持续支持和资源，有助于孩子取得进步。

本中心的部分经费获得社会及家庭发展部和国家福利理事会的资助。截至2018年3月底，慈光幼儿园-榜鹅共有88名学生。在东北社区发展理事会的关怀艺术基金（WeCare Arts Fund）的资助下，中心能够在内聘请艺术治疗师，于每个学期为孩童进行8堂的小组艺术活动。孩童通过聆听和遵循指示，如在制作手工艺品的过程中，向老师要求更多材料，从艺术疗程中大大受益。

作为监护人计划的一部分，我们的辅助医疗团队亦为家长和监护人举行内部讲座，例如社工会探讨孩童的生活和学习过渡规划、职能治疗师会分享感官处理相关的知识、心理学家会主讲行为管理的讲座，语言治疗师则会主讲社交沟通技巧。

在2017年，共有33名儿童从慈光幼儿园-榜鹅毕业，当中有20人进入主流小学、8人加入新光学校、另外5人则到其他特殊教育学校就读。



社区合作

本中心有幸与各个企业伙伴合作。我们要感谢以下企业合作伙伴：大士能源发电有限公司（Tuas Power Generation Limited）和毕马威会计师事务所，带幼儿园的孩子们到新加坡动物园、滨海湾花园和裕廊飞禽公园郊游。

我们衷心感谢渣打银行（Standard Chartered Bank, SCB），第六度在慈光慈善嘉年华会上设立售卖咖喱卜、炸香蕉和松饼的摊位，还有在儿童节期间赞助我们举办魔术和气球雕塑表演。我们还要特别感谢观音斋素食餐馆在慈光慈善嘉年华会上售卖叻沙。

“慈善家之组”（Group of Philanthropists）所捐赠的善款和礼包，也在农历新年和开斋节庆祝会上为低收入家庭带来无比欢乐。



慈光幼儿园－榜鹅的社区玩具图书馆获得东北社理会外展计划的支持，在2017年5月19日开始运作，着重培养儿童的创造力，让他们能在玩乐中学习，这么做能促进儿童的全面发展。图书馆也是家长和监护人同孩子交流和玩耍一个很好的平台。孩子们每个月能听其中一位志愿者－Ng Siew Meng女士讲故事。

本中心借此机会，特别感谢我们所有的个人捐赠者财务和实物上的捐助。他们做出的贡献，让慈光有能力为我们的孩童提供额外的小点心和更多教学资源。

员工培训与发展

我们了解通过持续教育提高每位员工办事能力的重要性。因此我们的教师接受了不同培训，包括自闭症基础教育、自闭症课程证书、自闭症课程高级证书、感官处理障碍课程、“图卡沟通训练”（Picture Exchange Communication System, PECS）培训讲习班、鼓励幼儿语言发展的课程、地板时间、例行访问工作坊、特需儿童的介入学前教育相关的培训工作坊和高级专科文凭课程、如何在言谈中注入更多自信、目标和影响力，以及有效管理时间和压力的课程，来更新和获取新知识。

中心的教职员也前往特别需求者协会加东学校（APSN Katong School）和Kindle Garden全纳学前教育中心进行学习之旅，参观他们的设施，并了解他们的介入计划。

迈向未来

我们将继续借助关怀艺术基金，聘用艺术治疗师来举办工作坊，让更多孩童受益。艺术疗法除了提供机会，让孩子表达自己和自己的想法，还有助于发展他们的动作技能、改善眼手协调能力和注意力。我们还会继续进行手铃音乐活动，让学生进一步培养社会融合技能和提高他们遵循小组指导的能力。作为我们家长与监护人计划的一部分，我们将继续举办讲座与培训，让家长能够多参与孩子的学习过程。与此同时，我们将利用资讯科技，在社交媒体如面簿（Facebook）上提高公众对特需儿童的意识、并与家长分享实用的特殊需求信息和活动。



忠心感谢您支持

慈光幼儿园



Block 194 Punggol Road #01-01 S(820194)

Tel: 6483 9585 Fax: 6483 9586

Email: preschool@metta.org.sg

Facebook: [MettaPreschoolPunggol](#)



慈光学校

重点和数据
(截至2018年3月31日为止)

373位学生
154位职员
20位注册志工
2001年1月开设

简介

慈光学校于2001年获教育部以及国家福利理事会支持，由慈光福利协会于菜市巷设立校舍。学校于2005年搬至四美目前的地址，于2008年开设工艺教育学院技能证书1个单元的课程。学校于2013年开办工艺教育学院技能证书4个单元的课程，并于同年在新建的楼层展开学习。慈光学校于2014年成为五间首批开展“学校过渡职场培训项目”之一。

慈光学校专为年龄介于7至21岁的轻度智障或自闭症学生提供特别教育。我们的学生在执行功能上和日常生活上面对许多挑战，包括沟通、自理、社交、安全意识等。

愿景：慈光的学生过着独立、有意义的生活

独立：

- 自理日常生活
- 有酬就业

有意义：

- 工作与休闲平衡
- 愉快的情绪及正面的自我价值
- 投入于家庭、朋友、同事及师生关系等社交联系

使命：提供优质和全面的教育让学生发挥他们最大的潜能

价值观：慈光学校的核心价值观为：

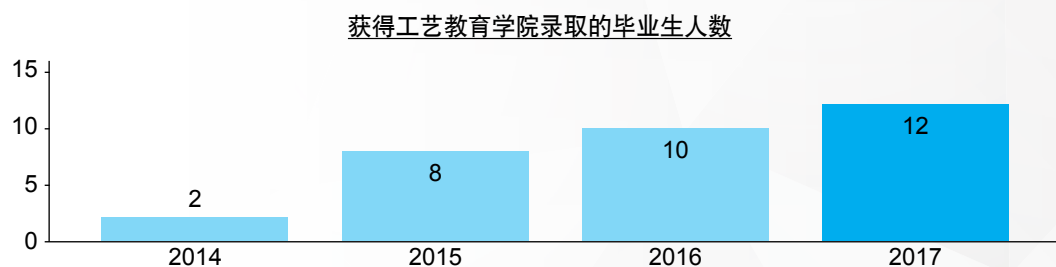
- | | | |
|--------|--------|--------|
| • 敬老尊贤 | • 坚持不懈 | • 尽责尽力 |
| • 容人容事 | • 慈悲爱心 | • 寻求知识 |

教育课程

本本校设有5个主要课程，专为年龄介于7至21岁的轻度智障兼/或自闭症学生而设，包括自闭症（A）、基础（B）、谋生（C）、职业（V）及就业途径计划（EPP）。

- A课程专为7岁或以上自闭症学生的学习和发展需要而设，旨在发展和改善学生的社交和沟通技巧、行为和情绪发展、认知能力以及日常生活适应技能等。本校也提供“图卡沟通训练”（PECS），并针对4大领域采用全面的结构性教学：体能、每日作息日程、工作系统及视觉架构。高年级自闭症学生的课程着重在就业前职业训练，而低年级学生则专注于自理等培训，以便有能力独立生活。
- B课程为7至12岁的轻度智障学生而设，旨在协助学生打好识字、算术及基本科学常识的良好基础，同时发展他们的精细和粗动作技能、和自我管理的能力，为学生日后接受职业培训打好基础。学生接受英文、数学、科学、体育、“促进替代思维策略”（PATHS）、家政、品德与公民教育、自助和家务管理。此外学生会每月会到社区各个地方出游，提升适应社会的能力。
- C课程为13至16岁的学生而设，课程包括3大学习领域：实用学术—工作场所语言与计算能力（WPLN）与科学；体能、个人及社交能力—体育、品德与公民教育；职业教育和培训—家政及职场实习。16岁以上的学生会到不同的工作场所，接受两个星期的职场实习培训。此外，学生也可进行酒店客房服务、食物准备和烘焙的综合培训，为他们更深入的技能培训做准备。
- V课程为17至21岁的学生而设，按照工艺教育学院技能证书2个单元的课程，开办酒店客房服务、食物制备以及烘焙，共140小时的非在职训练及528小时的在职培训。学校聘用具备证书资格的导师和评估员进行培训。本校于2013年提供烘焙和酒店服务的4个单元的工教局技能证书课程。课程的入学标准是具备工作场所语言与计算能力中第4级阅读和聆听的程度。学生必须接受950个小时的培训，其中包括250个小时的在职培训。学生在完成课程后并达到工作场所语言与计算能力中第5级阅读、会话、聆听和书写的程度，就可以申请报读工艺教育学院的国家工艺教育局证书课程。
- EPP课程为17至18岁、并在非职业证书途径的轻度智障和轻度自闭症学生而设，让他们在18岁毕业后能从学校顺利过渡到职场。学生将接受职业技能培训，如新技能资格（WSQ）课程、食品与卫生课程、在职试验和在职培训。

获得工艺教育学院录取的毕业生



自从第一批4个单元的工艺教育技能证书课程的学生在2014年毕业后，已经有越来越多的学生进入工艺教育学院报读国家工教局证书（Nitec）课程。到目前为止，多数的毕业生选择修读全日课程，尤其是款待服务系相关的课程更大受欢迎：

- 面包与糕点制作国家工教局证书课程：6名毕业生
- 烹饪技能（西餐）国家工教局证书课程：4名毕业生
- 亚洲烹饪国家工教局证书课程：8名毕业生
- 餐饮运作与服务国家工教局证书课程：6名毕业生
- 其他领域的国家工教局证书课程：4名毕业生

4名毕业生选修餐饮运作与服务或烹饪技能的国家工教局见习生培训计划（Nitec traineeship programme）。

另外，慈光学校2014年与2015年的毕业生，已经从他们报读的国家工教局证书课程毕业。其中一名2015年的毕业生，正在工艺教育西区学院修读高级国家工教局证书（Higher Nitec）课程。

辅助团队

慈光学校由一群综合医疗保健专才支援，包括社工、心理学家、语言治疗师及职能治疗师。此外，敬业的工作辅导员会为学生在职场实习期间提供在职培训，进行督导、支持与配对工作。

品德与公民教育

慈光学校致力于品德发展并提供各种积极参与的机会，以灌输学生正确的价值观。

品格与公民教育课程包括明确的价值观教学和讨论，此外还有其他平台，如表演及视觉艺术（PVA）、训练营、课程辅助活动、社会与职场实践的出游、海外游学、“德育在于行动”（VIA）活动，以及日常教学时可灌输健全的道德和工作价值观给学生。

学校鼓励学生与社区组织开展“德育在于行动”活动，例如到志愿福利团体“愿之心”、养老院和其他组织帮忙。我校也在近几年安排V课程的学生到印度尼西亚峇淡岛参与“德育在于行动”活动。2017年10月31日到11月4日之间，V1到V4的学生除了到峇淡岛协助提升当地孤儿院的设施和环境，也为那里的小朋友举办活动。



表演与视觉艺术—特色课程

慈光学校自2003年开设表演与视觉艺术课程，让学生体验及发展他们的个人兴趣，并学习从自己和他人的创意中获得乐趣。学生每逢星期三和五有机会选择体验他们喜欢的表演与视觉艺术课程。

蜡染画作、陶艺和戏剧表演的视觉艺术课程均属国家艺术理事会“校园艺术家计划”(AISS)。这项计划支持慈光学校与本地艺术家或艺术教育工作者合作，开办适合学生的艺术教育课程。

课程组别如下：

表演艺术

- 竹筒摇击乐
- 杂耍艺术
- 敲击乐
- 夏威夷四弦琴
- 戏剧表演
- 华乐团
- 舞蹈
- 音乐与动作
- 中华武术

视觉艺术

- 手工艺
- 中文书法及繪畫
- 马赛克艺术
- 陶艺
- 蜡染画作
- 电脑艺术设计
- 摄影



表演与视觉艺术课程设立迄今已成为本校的特色课程，成功让学生探索，掌握和发展表演与视觉艺术所需的技能。他们从中学习到如何透过艺术表达个人感受，想法和见解，并欣赏别人的表演和艺术作品。

我们的视觉艺术组制作了各种各样的艺术品，如：蜡染，中文书法，马赛克，绘画或陶艺品，献给本地和海外的嘉宾。此外，学生的艺术品也在2017年的[慈光艺汇 鼓乐争鸣]展览上展出。

除了校内和慈光福利协会的年度表演，我们的表演艺术组也在其他平台上演，特别是我们的龙狮团，在农历新年期间会特别忙碌，到各处把春节的喜庆和好运带给大家。武术组则参加了新加坡特殊才艺协会于2017年8月13日假共和理工学院主办的“欢迎来到我的世界2017”音乐会。舞蹈团也到多场活动上表演，例如新科工程2017年5月26日在胡姬乡村俱乐部举办的高尔夫球慈善晚宴，2017年4月19日于基层俱乐部举办的“国家福利理事会日”以及滨海艺术中心户外剧场的新加坡青年节。我们的敲击乐团“Stomp Warriors”到美廉初级学院举行的新加坡脑性麻痹联盟2017年运动日上表演。

所有的表演艺术团都在2017年11月18日假工艺教育东区学院礼堂举行的[慈光艺汇 鼓乐争鸣]上呈献自己的才艺。

课程辅助活动

为了达到“慈光的学生过着独立、有意义的生活”的愿景，课程辅助活动让学生学习到课外知识、技能及培养品德。此外，教师和教练也会通过活动，培养学生良好的价值观，例如毅力、纪律及决心。

本校的课程辅助活动如下：

- 羽毛球
- 保龄球
- 舞蹈
- 童子军
- 足球
- 游泳
- 乒乓球

学生成就

体育

我们的学生参加了以下体育比赛，取得卓越的成绩：

一、特殊奥运会2017新加坡全国运动会：

共计：24面奖牌

- 田径：1面金牌
- 保龄球：3面金牌、1面银牌、1面铜牌
- 游泳：4面金牌、2面银牌、2面铜牌
- 羽毛球：1面金牌、3面银牌、1面铜牌
- 足球：1面银牌
- 乒乓球：2面银牌、2面铜牌

二、由残障体理会（SDSC）主办的2017年全国残疾人运动会：

共计：3面奖牌

- 田径：1面银牌、1面铜牌
- 游泳：1面银牌

三、游泳项目的个人成就- 梅嫣婷（V3-1）参与以下赛事：

- 马来西亚吉隆坡的2017年亚细安残疾人运动会获得女子14自由式200米金牌
- 阿联酋迪拜的2017年亚洲青年残疾人运动会
- 德国柏林的2017年世界残疾人游泳系列赛

慈光“辛巴”童子军

慈光“辛巴”童子军在2017年庆祝成立十周年，并在2017年7月22日于新加坡童子军总会的多用途礼堂举行欢庆仪式。我们邀请了所有家长、童军总监和慈光的毕业生参加这次的活动。

在童军领队 Marshall Navin 和彭锦耀的带领下，我们的幼童军（7至12岁）宣读童军诺言并推出慈光“辛巴”童子军单位独有的领巾。其中一位家长分享了童子军活动如何训练他的女儿变得更加独立。一些童军也分享他们在童子军的体验，还有这些活动如何丰富了他们的生活并塑造他们的性格。

也是慈光学校老师的“辛巴”罗浮群童军领队 Mdm Salamah 主持了童子军单位领巾的推介仪式，这个单位由前慈光“辛巴”童子军成员组成，他们有的已经开始工作，有的则在升学。我们希望慈光的毕业生一直都是慈光“辛巴”童子军的一分子，积极为社会贡献。

由于课程辅助活动全年表现杰出，在连续第五年获得 Frank Cooper Sands (FCSA) 金奖后，慈光“辛巴”童子军荣获FCSA的荣誉奖旗。



汶莱亲善访问团2017

慈光“辛巴”童子军2017年9月4日到7日之间，前往汶莱进行亲善访问。

其目的包括：

- 在汶莱乌鲁淡布隆国家公园远足和登上垂直鹰架冠层步道，培养毅力、韧性和耐力。
- 通在村落露营，建立自信心和跨出舒适圈。
- 与其他特需童子军深化团队精神和友谊。

访问团的活动包括：在国家公园的走道步行、在“幸福中心”接受汶莱童子军的热情款待并进行交换活动、到杰米清真寺、苏丹皇宫、当地市场和皇家博物馆参观，还有在水村乘坐小船。新加坡童子军总会也设晚宴，招待来自汶莱的朋友。

开放日

一年一度为家长和教员们而办的婴儿与幼儿早期介入计划开放日于2018年3月23日举行，当天的反应十分热烈，有超过130人出席。

轻度智障幼年课程主任罗雪芬还有自闭症课程主任 Ms Masita Selamat 与出席者分享个别计划的课程和活动。心理学家陈美星也向家长解释入读标准和其他相关事宜。

我们的夏威夷四弦琴、杂耍艺术团和武术团⁷也为观众带来精彩的表演，座上嘉宾个个都目不转睛。

访客分批参观学校的设施，如：视觉艺术室，他们在那里欣赏学生的陶艺作品，并且现场看到学生制作马赛克艺术品、蜡染画作和中文书法及绘画。

他们过后也参观了采用虚拟实境技术的信息及通信科技室、家政室、就业前职业训练室，还有培训学生职业技能的工教局技能证书培训室。

访客有机会观察轻度智障或自闭症学生的课程教学，这有助于他们了解教室的格局和结构。

开放日在学校礼堂以茶点和问答环节作为结束。出席者有机会同教职人员交流，尤其是综合医疗保健专才和领队们都能在场解答他们的疑问。

我们从访客身上收到正面的反馈，他们很感激开放日的活动提供了丰富信息，其中要属校内导览活动最有益。慈光学校实行的计划还有教职人员对教育事业展现的热忱，更让他们留下深刻的印象。

2017年 [慈光艺汇 鼓乐争鸣]

[慈光艺汇 鼓乐争鸣] 是个极佳的平台，让学生展现自己的才艺，供家长和观众观赏。它也是一场充满欢乐，每个孩子、教师和家长都引颈期待的年度盛会。

今年的盛会配合慈光福利协会成立25周年“携手前进”的主题，学生能够与观众分享他们对表演艺术项目的热忱所在和他们在学校学习的成果。

[慈光艺汇 鼓乐争鸣] 分为两个部分，除了不同的表演团体在多功能厅展现各自的作品，他们也在大礼堂共同呈献一出表演，建立更紧密的合作关系。



所有嘉宾对于慈光学校学生的精彩舞台表演赞叹不已，当晚的演出共吸引600多人出席。特别来宾工艺教育东区学院院长叶昭铭博士，以慈光学校龙狮团舞狮“点睛”仪式，为盛会主持揭幕。而慈光福利协会第一副主席释有广则发表开场致辞。

以大屏幕为背景，不同的表演项目的无缝转换，深深吸引礼堂内的嘉宾。这个愉快的夜晚都烙印在每个人的脑海里。

其它计划和活动

为支持学生健全的发展，学校课程也包括其它活动，如训练营、课外充实课程和“德育在于行动”活动。不同训练营的教育意义都不一样，以迎合每名学生的背景和学习需求。这些计划能帮助促进学生不同领域的个人成长，例如：自我管理、独立生活、领导能力、自信心和团队精神。

自闭症独立生活营

共有20名自闭症课程的学生，在10名教职人员的陪同下，于2017年7月27日到29日到马来西亚新山的一家民宿参加为期三天两夜的生活营。

其目的包括：

- 练习运用培训课程所学到的酒店客房服务、自我管理、家政和洗衣技能。
- 展现理想的品德，例如：团队精神、良好的社交行为，还有遵循指示的能力。
- 与不同班级和年龄层的同伴沟通。
- 让第一次参加露营的学生体验离家独立生活。
- 让多次参加露营的学生协助其他同伴。



学生参加了一系列的户外活动，例如：到“愤怒鸟”（Angry Bird）主题乐园和居銮的UK休闲农场参观，他们有机会观察、触摸和喂养各类动物。作为一个独立的生活营，学生也必须准备餐食。他们购买了食材后，大伙儿在老师的监督下，一起合作准备早餐、晚餐和宵夜。

学生们对这次的海外露营体验都倍感兴奋和提供许多反馈。大部分学生表示自己很享受整趟旅程。而且能离家出国，对于学生而言是个珍贵难得的经验，一些人也许一生只有一次这样的机会。我们很高兴能举办这类户外活动给学生参加。

教职人员也认为生活营对第一次露营的学生十分有帮助，这让他们能在没有监护人的情况下，学习独立。学生除了能遵循口头和视觉指示，也能运用到自我管理的技能。两人同行制则让有露营经验的学生，带领没有露营经验的学生，促进两者之间的交流。

以下是学生对生活营的反馈：

- “大家都很高兴。”
- “我学会遵循指示，也有机会帮助朋友。”
- “我自己铺床和打理屋内。”
- “我参观了许多地方，大家都十分开心。”
- “我非常享受露营的过程。”
- “我们一起烹煮食物，东西很好吃。”
- “我们到了很多地方，我特别喜欢农场，那里有很多动物，我也有机会喂它们。”
- “我在那里玩得很开心，也非常喜欢那些活动。”

V1学生2017民防团培训营

从8月24日到25日，V1班级的学生参加了由学生民防团主办的培训营。他们第一天到旧蔡厝港路的内政团队学院（Home Team Academy）报到，第二天则前往武吉巴督路的消防局。

学生参与许多活动，例如：进行步操、学习如何扑灭小火、掌握救生技能和参观消防局。Hariz（V1-2）回忆起他学习灭火器的正确用法：“我们必须拔掉保险销、将喷管对准火焰的下方，并压下压把，喷射干粉，直到把火全部扑灭。”

学生在培训营里能学到新知识和技能，也对在参观消防局时难得亲眼见到消防车和救火器材，感到十分兴奋。学生还有机会体验一下坐在救护车里的感觉。



以下是学生对培训营的反馈：

- “我学会如何使用自动心脏除颤器。” —— 陈振元（V1-2）
- “我学会如何止血和包扎伤口。” —— 赖家杰（V1-1）
- “我学会如何沟通和在我的同伴Sabrina头痛时，照顾她。” —— Syazana（V1-2）
- “我的伙伴是V1-2班的傅诗恩。在露营前，我们相当疏远，不过随着相伴的时间增加，我们发现彼此都爱开玩笑和分享心得。经过这次体验，我更有信心与他人社交。整体而言，我非常感激能上这些课程。露营的经验给我很多美好开心的回忆。我对于能参加学生民防团培训营感到自豪。” —— 陈永豪（V1-3）

V3学生军团培训营

在学生民防团培训营举行的当儿，V3班级的学生则在宏茂桂军营的学生军团总部参与两天一夜的学生军团培训营。活动的目的是让我们的学生尝试国民服役人员的生活，学会更有纪律。

培训营的一些活动包括：

- 学会穿戴新加坡武装部队军人制服，并符合“Smart Four”标准。
- 基本步操和学习不同口令。
- 扎营和学会使用固体燃料和铁盒在户外烹煮食物。
- 通过标准障碍路线。
- 在营地内尝试高空飞索项目和玩漆弹。

培训营是个很好的倡议，让学生了解国民服役的重要性，还有军人体制下的不同部分。另外，它也提供机会让学生在户外露营过夜，从起点步操到终点，相互交流和走出自己的舒适圈。这次因为同学生军团的合作，培训营能根据学生的学习需求量身定制，提升整个体验。

以下是慈光学生和教职人员对培训营的反馈：

- “露营时，我学到一些军人的基本步操。Joseph上士同我们分享他服役时经历的培训，十分有趣。” —— Sarhan
- “我克服了惧高的障碍，并学习到要准备步操时必须尽快集合。我体验到军人生活，能够尝试高空飞索非常好玩。我肯定会再参加这个培训营。” —— 苏伟伦

- “我在露营时体验到高空飞索项目的趣味性。” ——Maryam
- “这次的露营是个很好的方式，让学生能够增进感情，并从新的角度感受生活。学生们在尝试高空飞索和漆弹时也玩得不亦乐乎。” ——教练张伟明
- “露营让学生学会比往常更加独立，和教会他们基本技能，如：扎营和适应新环境。我认为这是一个很好的机会，给学生体验国民服役和了解保家卫国的重要性。” ——班主任Muru

龙狮团香港交流计划2017

慈光学校龙狮团在2017年12月2日至9日期间，到香港展开为期八天充实的旅程。

海外交流计划的目的：

- 学生能与不同文化背景的朋友，分享和展示自己在学校掌握到的技术和技能。
- 舞狮团的学生能从公开赛中，观察和欣赏舞狮这项传统华族艺术。
- 激发学生对于这项传统艺术的兴趣，并从华族武术中领悟到正面的学习态度。
- 在离家时发展独立性格，团队精神还有责任感。
- 慈光的学生与不同学校的学生进行互动，能提高对另一个国家风土民情的意识。

一共有22名参与者，包括了13名学生、2名校友、5名老师和2名教练在樟宜机场集合后，展开他们的行程。交流团到九龙公园观看香港龙狮公开赛。慈光学生对于这些来自个人兴趣小组、学校、社会和社区中心的参赛队伍的高超技艺赞誉有加。

我们参观了香港的两所学校——天水围的乐善堂梁銶琚学校以及屯门的仁济医院第二中学。该校的舞狮团学生热烈欢迎本校莅临。我们参与他们的学校集会，也为他们带来表演。新港两国的学生能够在当地的校园展开交流、交换点子，并切磋技艺，度过美好的时光。我们的学生十分喜欢整个交流计划，并觉得它具有启发性而且令人难忘。

学生也有机会到当地的名胜景点游玩，例如：香港迪士尼乐园、海洋公园和昂坪360缆车，以认识到另一座城市的风貌。学生在每天结束后，也会花时间分享他们的心得，和记录他们所学的知识和如何更加完善自己。



新计划于发展

学校广场

他们会在广场同朋友进行互动，但有时候会过于专注谈话，而忽略地板的粗糙表面，因此经常发生学生跌倒或受伤的意外。

为了避免学生因为地砖的缝隙跌倒擦伤，慈光学校决定用已经安装在一些组屋区游乐场的三元乙丙橡胶材质地板，取代原有的地砖。地板的设计取决于以下的几个因素：

- 安全性。
- 充满生气、色彩丰富和吸引人的环境。
- 能举办活动来吸引学生。
- 用有趣的方式让学生学习。

慈光学校龙狮团——太鼓表演

慈光学校龙狮团开始表演太鼓——一种结合打鼓、武术、钹和锣的项目。它十分讲求纪律、品格培养和团队精神，这些都是鼓手打出强而有力的打击声的重要元素。

龙狮团出席了各个活动来表演太鼓，其中就包括：护国金塔寺在农历新年人日主办的庆祝活动，以欢迎特别贵宾前教育部长（学校）黄志明。龙狮团也受樟宜四美选区之邀，为社区的妆艺游行呈献开场表演。



健康教育计划

慈光的健康教育框架对于学生的发展和身心健康至关重要。

健身教育计划的成果是：

- 学生能有健康的生活方式。
- 促进学生的身心和谐。
- 学生掌握体能运动的安全技能。
- 学生获得工作和生活所需的体能。
- 学生透过融入社区，促进社区包容。

身体质量指数图表

健康教育其中一个重要的目标是要灌输良好的健康习惯，以降低日后可能出现健康问题的风险。

正确健康行为的一大指标是维持体重与身高的比例在适当水平。学校在上健康教育课时，开始使用身体质量指数图表作为辅助教材。学生一览图表，就能马上知道自己的体重是否处于健康水平。这也是校方想要在教职人员之间，推动健康生活文化的一部分。

便携式篮球框

校方引进便携式篮球框，鼓励学生在休息时间能有结构性地玩乐。那些拥有充沛体力的学生也能在安全的环境下，挑战其他的同学。这项运动也促进心理运动技能，如手眼协调能力。

提升员工技能

慈光认为学校成功的关键是教职人员的能力和素质，所以发展他们的专业技能是让学校进步的主轴。学校的领导层和人事部根据慈光发展学习与分享文化的战略目标，支持和监督员工的专业发展。

在2017年，学校为所有教职人员划出重点学习领域，让所有教师参与专业学习团队，以建立专业学习社群。为加强教职人员的能力，我们腾出空间、时间和资源进行专业发展活动。这包括：

- 季度学习社群课程，以加强教师们能力。
- 委派教职人员参加研讨会、专题讲座、工作坊，包括海外会议等培训课程。
- 举办内部培训工作坊和案例讨论会。
- 在员工会议、部门会议、员工集思营中进行分享。
- 在教室中观察同行的教学工作，随后进行反思。
- 学习之旅和海外考察。
- 教师工作实习计划，供教师外派到其他组织工作，以深入学习。

教职人员也会被委派报读教育部和国立教育学院（NIE）提供的主要课程，如特殊教育专业文凭（DISE）等，以加强其专业发展和提升他们的专业技能和知识。一共有4位教职人员在2017年7年开始修读这项课程。

在2017年，数名教职人员出席海外会议，以了解特殊教育相关的全球发展、研究发现、服务、教学知识和技能。

慈光学校希望其教职人员能成为终身学习者和知识建构者。

世界授业研究学会国际学会大会和交流计划

2017年11月24日至29日，在慈光学校副校长廖何佩娴的带领下，一共八名教职人员前往日本名古屋大学，出席世界授业研究学会国际学会大会。

其目的是让出席人员学习同单元教学研究有关的研究和作业方式，掌握可运用在不同文化、科目和学习情境的相关知识和技能，深入了解课程开发和实践，以及创新教学，来提高教学和学习效果。国际学会大会也能让与会者获取新的点子，改善目前的教学方法，和学会采用单元教学研究，以更好鉴定学生学习的最佳方法。



出席的教职人员从不同的主题演讲、呈现和研究论文中获益良多。

不同的人员也到福井县的不同学校进行交流计划。他们与日本的教职人员分享他们的教学心得，并把当地的教学点子和方法带回来与慈光的教师们分享。

迈向未来

慈光学校将在2018年检讨愿景和学校的战略规划，以实现教育部特殊教育部门（MOE SEB）新制定的一套“生活、学习与工作的成果”（Living Learning and Working Outcome）。这套新的准则有助于特殊教育学校实现“积极参与社区事务，受到社会重视”（Active in Community, Valued in Society）的愿景。这也符合学校对慈光学生能独立过有意义的生活的期许。

学校希望走出自己的舒适圈，成为特殊教育领域的知识建构者，以便协助学生为未来作好准备。我们也准备好协助其他非本校的特需孩童。

自从慈光学校在2001年成立以来，本校不断发展壮大，为我们的学生提供优质教育。我们能够做到这点，是因为我们有一支敬业的员工队伍，加上有远见的学校管理委员会、关爱孩子的父母和合作伙伴的支持。



忠心感谢您支持

慈光学校



PLEASE VISIT US AT:

30 Simei St 1 S(529949)
Tel: 6788 5800
Fax: 6788 5507
Email: enquiry@mettaschool.edu.sg
Website: www.mettaschool.edu.sg



慈光校友部

重点和数据
(截至2018年3月31日为止)

慈光展艺:
8位学员; 3位职员; 2007年开设

慈光聚缘轩:
8位学徒; 11位职员; 2014年开设

慈光展艺

慈光校友部成立于2007年，旨在持续传授慈光学校的毕业生生活技能，如融入社会、独立和就业等。

我们的首个项目，慈光展艺的使命是为有特殊需要的青少年提供平等的机会接触艺术创作，并在一个可持续发展的框架下制造相关的培训和就业机会。

使命：

- 培养特需青年的艺术才能。
- 提供一个安全而开放的培育环境，让特需青年得以发挥他们的艺术才华。
- 推出有效的训练课程和辅助服务，以协助他们全面性的发展。
- 发展可持续性支持特需青年就业的工作模式。

慈光展艺让我们的艺术家们进一步提升他们的视觉艺术造诣，学习秉持正确的工作礼仪，如服务态度、守时和时间的管理。我们也看到艺术家们经过本课程多年培训后成功地在公开职场上就业。 这些工作包括清洁、餐饮业、销售和行政相关的工作。

本画廊的艺术家们终日忙于一整年都在进行的企业社会活动，教导超过1千名来自各行各业不同级别的工作人员。他们卓越的艺术才华获得我们的企业伙伴如樟宜机场集团、新加坡博彩公司（Singapore Pools）、德勤等公司的肯定，委托我们将蜡染和陶器定制成具吸引力的生活产品。这有助企业将它们的品牌与社会目标挂钩。

在举办更多活动和课程后，我们期待能着重于软技能培训、就业辅导和财务管理，使得我们的校友能更独立生活。





校友部——表演艺术

慈光校友部的表演艺术团体，包括：华乐、中国鼓和舞狮自2017年设立以后，已经受邀到不同的活动表演，例如：在滨海湾金沙举行的农历新年人日晚宴、好友厨艺公会与慈光联办的慈善午宴、2018年8月在维多利亚剧院的演唱会，还有各个公司的活动。

随着每一场演出的进行，这些表演机会让校友部的青年能继续施展他们的音乐才能和建立自信。

慈光聚缘轩

慈光聚缘轩成立于2014年，旨在为18岁以上患有轻度智障兼/或自闭症的慈光学校毕业生提供餐饮业职业训练。透过重点关注其就业和就业能力，这项计划补足现有空缺，让慈光校友能独立生活和完全融入社会。

使命：

为特需青年展开培训和制造就业机会。

愿景：

制定一套适合特需青年的职业培训项目，并且协助他们掌握相关技能，能在公开职场上就业，以便自立更生。

如果没有慈光聚缘轩企业合作伙伴和捐赠者，如PTC系统公司的支持，我们无法取得成功。自聚缘轩在2014年成立以来，PTC系统公司每年都会举办ITG高尔夫球赛，为我们筹款。从这项活动中所筹得的善款为聚缘轩的学徒们创造就业机会，从而使他们能够实现经济独立、建立信心并坚持自力更生。

我们也有幸成为2016年总统志愿服务及慈善事业奖的鸡尾酒会赞助机构之一，并继续为2017年和2018年的酒会赞助饼干。

我们的学徒也很乐意参与各种企业社会活动，化身为“小老师”，教导他人如何烘焙饼干和杯子蛋糕。这些活动增强了他们的自信与自尊心——这是有助于他们融入社会的要素。

我们未来的计划是让聚缘轩在新技能资格框架下，取得认证培训机构的资格，能提供基本餐饮课程，培训残疾人士。



忠心感谢您支持

慈光校友部

Metta Building (Level 4) 32 Simei St 1 S(529950)

Tel: 6580 4688/4656

Fax: 6580 4699

Email: alumni@metta.org.sg

Facebook: [groups/MettaAlumni](https://www.facebook.com/groups/MettaAlumni)

[ArtsAtMetta](#)

[CafeMetta](#)



慈光聚缘轩



慈光展艺

慈光活动



| | |
|-------------------|-----|
| 2017年慈光慈善影展 | 7.2 |
| 2017年慈光高尔夫球慈善赛 | 7.3 |
| 2017年农历七月中元会福物义标 | 7.4 |
| 2017年慈光慈善赛跑 | 7.5 |
| 慈光25周年慈善晚宴 | 7.6 |
| 2017年 [慈光艺汇 鼓乐争鸣] | 7.7 |
| 2018年慈光春节祈福会及捞起聚餐 | 7.8 |
| 2018年慈光嘉年华会 | 7.9 |

2017年慈光慈善影展
2017年7月8日，国泰影城

一群支工化身为“蜘蛛侠”，现身在电影《蜘蛛侠：英雄回归》（Spider-Man: Homecoming）的慈善放映会上，这些角色扮演者让电影发烧友和公众又惊又喜，纷纷上前与他们合照。电影院的两个放映厅座无虚席，多亏捐献者和公众的踊跃支持，观众席上不仅有男女老少还有慈光的受益人。这次放映会的主题为“超级英雄”，以答谢我们的捐献者、支持者和志工。活动取得巨大成功，共筹得5万元善款，来资助我们全岛9家福利中心的受益人。放映会带给出席者美妙的体验，并传达了电影故事情节中“坚持到底”的正面信息。



2017年慈光高尔夫球慈善赛
2017年7月13日，莱佛士乡村俱乐部

慈光在莱佛士乡村俱乐部举办了第18届高尔夫球慈善赛。本着对高尔夫球的热爱还有对较不幸人士的关怀，一群高尔夫球爱好者共聚在一起打球和交流。这项大型的年度筹款活动筹得了超过12万元的善款。吉宝社友会会长朱昭明先生（公共服务星章）以座上主宾的身份出席此次活动，唐钟雄先生则是特别嘉宾。当天的活动就在一顿丰盛的中式晚宴，以及慈光学校学生精彩的杂耍艺术和舞蹈表演中圆满落幕。



2017年农历七月中元会福物义标
2017年8月22日至9月19日，全岛各地

在庆祝中元节传统文化之际，慈光举办了年度的农历七月中元会福物义标。慈光创办人法照大和尚发起的这项活动，为慈光9所福利中心旗下的计划与服务项目募款。慈光主席普恩大和尚于2017年7月21日为新福物主持推介仪式，与会者当中有多位知名艺人。慈光福利协会十分感谢中元节活动的委员会、司仪、善长仁翁及志工这些年来的忠实支持和贡献。2017年的焦点吉祥物是“步步高升、吉星高照”，即是竹笋和阶梯组合成的琉璃吉祥物，象征着富足，力大稳健勇往直前，有创业从商者事业兴旺的寓意。





2017年慈光慈善赛跑

2017年8月26日，新加坡体育中心

慈光义跑已进入第八个年头，今年的义跑取得了良好的成绩，有超过1,200名跑步者参与并筹集了超过10万元的善款。这次的义跑以“超级英雄”为主题，以答谢我们的支持者、捐献者和志工。马林百列集选区议员谢健平先生是当天的主宾，而东海岸集选区议员陈舜娘女士莅临当特别嘉宾。这项非竞赛义跑分为三个类别，10公里、5公里和长1.5公里的“父母与儿童跑步乐”。1.5公里的“跑步乐”路线在丹戎禺桥上，沿途有游戏和活动站供家庭玩乐。慈光学校和慈光乐陶苑的受益人也参加了这项义跑。志工们则打扮成不同的英雄人物，吸引出席者的目光，现场还有热闹的小型嘉年华会，售卖小吃等等，为整场义跑增色不少。



慈光25周年慈善晚宴

2017年10月20日，金沙会展中心

为庆祝成立25周年，慈光福利协会在滨海湾金沙举办一场以“神秘魔法森林”为主题的慈善晚宴。总理公署部长兼全国职工总会秘书长陈振声是当天的主宾。共有超过300位宾客出席了晚宴，并筹得超过228,000元的善款。晚宴上的活动主要庆祝慈光过去25年来的里程碑，和为社区作出的集体贡献。当晚的亮点节目包括：慈光学校学生和杂耍艺术团体Sparks呈献的表演、竹筒摇击乐、竖琴、长笛和小提琴的经典曲目演奏、慈光幼儿园的童话舞蹈，以及慈光乐陶苑客户带来的印度融合舞蹈。在晚宴开始前的鸡尾酒会上，宾客也能到魔幻森林主题的照相棚拍照留念、观赏慈光展艺学员用纸筒并以陶制蝴蝶和蕨类植物加以点缀的垂直花园、也能从图片拼凑的生命树，了解慈光的成就，还有品尝慈光聚缘轩制作的创意蛋糕。



2017年 [慈光艺汇 鼓乐争鸣]

2017年11月18日，新加坡工艺教育局—东区学院

步入第13个年头的“慈光艺汇 鼓乐争鸣”，是个星光熠熠的平台，让慈光学校学生和慈光乐龄日间康复中心才华洋溢的受益人施展他们的表演才能。在一场前所未有的合作项目中，观众欣赏了慈光学校杂耍艺术团Sparks和竹筒摇击乐与库林堂的合奏曲。工艺教育东区学院院长叶昭铭博士是当晚的特别来宾，而慈光福利协会第一副主席有广法师则发表开场致辞。O剧场艺术总监陈君明博士为台上的表演进行编舞，台下的600多名宾客个个看得目不转睛。



2018年慈光春节祈福会及捞起聚餐
2018年2月3日，慈光聚缘阁

一大锅热腾腾的素食火锅成功把一群富有慈悲心的捐献者和志工聚集在一起。慈光在一个星期六的下午，于慈光聚缘阁举办农历新年“捞起”自助午宴，答谢支持者、捐献者和志工。慈光主席普恩大和尚主持了祈福仪式，慈光的学生则带来舞狮表演，迎接新一年的到来。这么欢腾的节目当然少不了“捞鱼生”，兴奋的宾客纷纷喊出吉祥的祝语，为来年讨个好兆头。当天的余兴节目还有慈光学校学生的中华武术表演。火锅的浓郁蘑菇汤底，以及欢愉热闹的气氛都给众人留下深刻的印象。





2018年慈光嘉年华

2018年3月18日，慈光聚缘阁及慈光学校

出席慈光慈善嘉年华会的公众在慈光聚缘阁过了一个富有趣味的星期天，现场有许多色彩缤纷的卡通吉祥物，为众人带来欢乐。今年的嘉年华会以“卡通乐园”为主题，象征了慈光来自四面八方的捐献者、志工、受益人和员工，共同聚在一起，为慈光的福祉作出努力。

座上嘉宾东海岸集选区议员兼东海岸集选区基层组织顾问陈舜娘女士，在早上于四美区举行的3公里路跑主持挥旗起跑仪式。慈光福利协会第一副主席有广法师在活动上发表开场致辞后，连同陈舜娘女士敲击巨锣，为慈光慈善嘉年华会揭幕。

这是一场集合了美食、适合一家大小的游戏、幸运抽奖和精彩舞台表演的嘉年华会。共有超过100个摊位，能迎合不同人的口味。嘉年华会为慈光的较不幸人士筹得超过287,000元的善款，并促进家庭和社区凝聚力和健康生活，这一切要归功于赞助商、摊贩、支工团体、学校、公众和职员的支持。



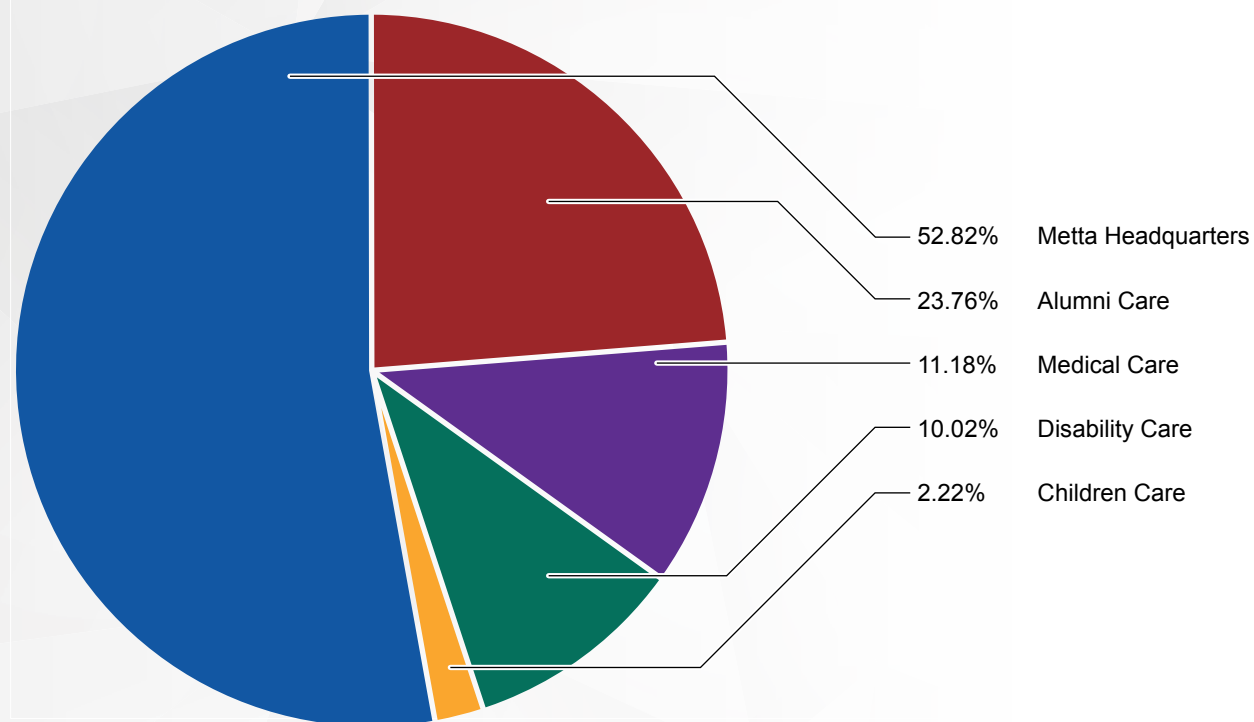
运作回顾 及 整体监管

这部分只以英语呈报

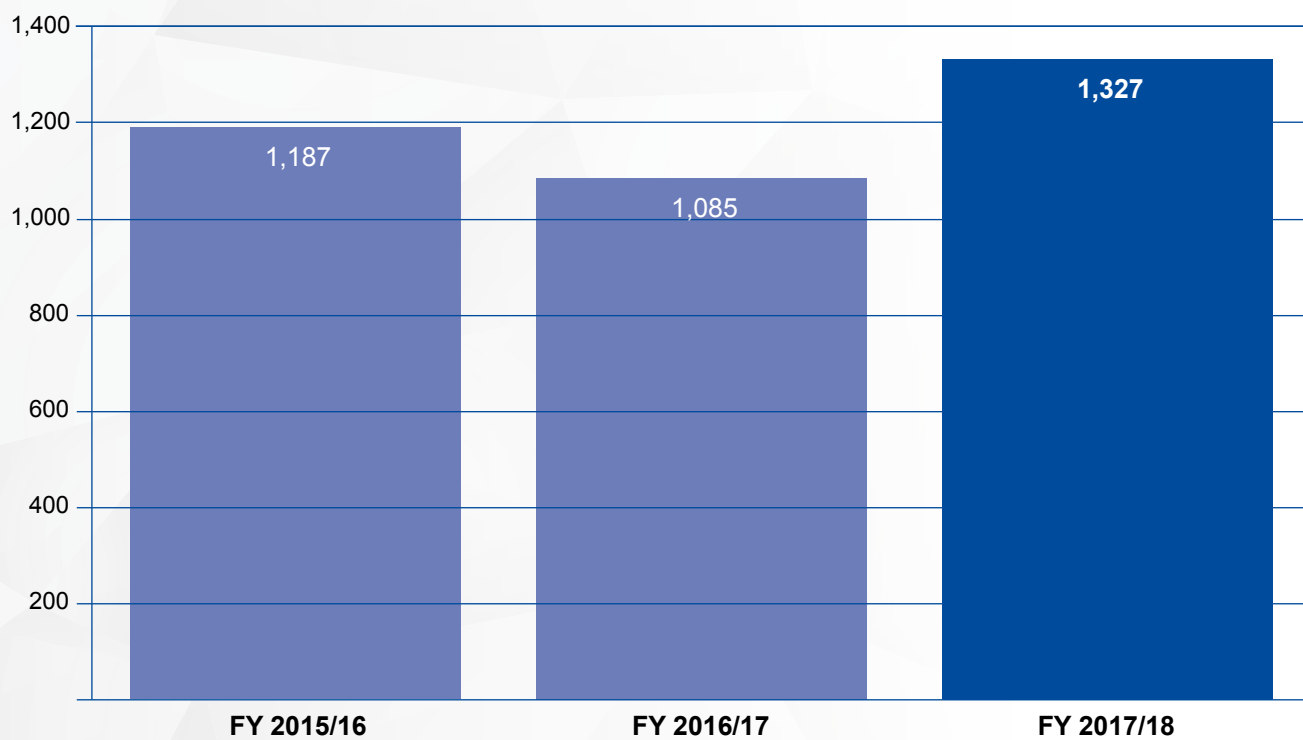
| | |
|--|-----|
| Operations Review | 8.2 |
| Key Ratios | 8.3 |
| Governance Evaluation Checklist (For Large IPCs) | 8.4 |
| Non-Financial Information | 8.6 |

OPERATIONS REVIEW

Donations Received for Financial Year 2017/18



Total Number of Clients for the Past 3 Financial Years



KEY RATIOS

Reserves: Operating Expenses

| | |
|----------------------------|---------------------|
| Operating Reserves (Total) | : \$34,989,494 |
| Annualised Expenses | : \$12,519,293 |
| Ratio | : 2.79 (33.48 mths) |

Fund Raising Expenses: Fundraising Income

(Consolidated Year Ended 31 March 2018)

| | |
|----------------------|---------------|
| Fundraising Expenses | : \$236,583 |
| Fundraising Income | : \$1,118,718 |
| Ratio | : 0.21 |

Conflict of Interest Policies

All Executive Management Committee members, Sub-Committees members and staff of Metta Welfare Association are required to read and understand the conflict of interest policy in place and make full disclosure of interests, relationships and holdings that could potentially result in a conflict of interest. When a conflict of interest situation arises, the member/staff shall abstain from participating in the discussion, decision making and voting on the matter.

Reserves Policy

The maximum operating reserves shall be 5 years of annual operating expenditure, with annual operating expenditure being 5 times the highest annual expenditure over the last 3 years. Operating reserves exclude all building/project funds, endowment and sinking funds.

Remuneration of the Management Committee

No member of the Management Committee has received any form of remuneration for his service rendered as a Management Committee member.

GOVERNANCE EVALUATION CHECKLIST (For Large IPCs)

For the period April 2017 to March 2018

| <u>S/No.</u> | <u>Code Description</u> | <u>Code ID</u> | <u>Compliance</u> |
|----------------------------------|---|-----------------------|--------------------------|
| Board Governance | | | |
| 1 | Are there Board members holding staff appointments? (Remarks: skip items 2 and 3 if “No”) | | No |
| 2 | If the governing instrument permits staff to become Board members, they should comprise not more than one-third of the Board. | 1.1.2 | – |
| 3 | Staff does not chair the Board. | 1.1.2 | – |
| 4 | There is a maximum term limit of four consecutive years for the Treasurer position (or equivalent, e.g. Finance Committee Chairman). | 1.1.6 | Complied |
| 5 | The Board conducts regular self-evaluation to assess its performance and effectiveness. | 1.1.10 | Complied |
| 6 | There are Board committees (or designated Board members) with documented terms of reference. | 1.2.1 | Complied |
| 7 | The Board meets regularly with a quorum of at least one-third or at least three members, whichever is greater (or as required by the governing instrument). | 1.3.1 | Complied |
| Conflict Of Interest | | | |
| 8 | There are documented procedures for Board members and staff to declare actual or potential conflicts of interest to the Board. | 2.1 | Complied |
| 9 | Board members do not vote or participate in decision-making on matters where they have a conflict of interest. | 2.4 | Complied |
| Strategic Planning | | | |
| 10 | The Board reviews and approves the vision and mission of the charity. They are documented and communicated to its members and the public. | 3.1.1 | Complied |
| 11 | The Board approves and reviews a strategic plan for the charity to ensure that the activities are in line with its objectives. | 3.2.2 | Complied |
| Human Resource Management | | | |
| 12 | The Board approves documented human resource policies for staff. | 5.1 | Complied |
| 13 | There are systems for regular supervision, appraisal and professional development of staff. | 5.6 | Complied |
| 14 | There is a system to address grievances and resolve conflicts. | 5.11 | Complied |

| <u>S/No.</u> | <u>Code Description</u> | <u>Code ID</u> | <u>Compliance</u> |
|--|--|----------------|-------------------|
| Financial Management And Controls | | | |
| 15 | The Board ensures internal control systems for financial matters are in place with documented procedures. | 6.1.2 | Complied |
| 16 | The Board ensures reviews on the charity's controls, processes, key programmes and events. | 6.1.3 | Complied |
| 17 | The Board approves an annual budget for the charity's plans and regularly monitors its expenditure. | 6.2.1 | Complied |
| 18 | The charity discloses its reserves policy in the annual report. | 6.4.1 | Complied |
| 19 | Does the charity invest its reserves? (Remarks: skip question 20 if "No") | | Yes |
| 20 | The charity invests its reserves in accordance with an investment policy approved by the Board. It obtains advice from qualified professional advisors, if deemed necessary by the Board. | 6.4.4 | Complied |
| Fundraising Practices | | | |
| 21 | Donations collected are properly recorded and promptly deposited by the charity. | 7.2.2 | Complied |
| Disclosure And Transparency | | | |
| 22 | The charity makes available to its stakeholders an annual report that includes information on its programmes, activities, audited financial statements, Board members and executive management. | 8.1 | Complied |
| 23 | Are Board members remunerated for their Board services? (Remarks: skip items 24 and 25 if "No") | | No |
| 24 | No Board member is involved in setting his or her own remuneration. | 2.2 | – |
| 25 | The charity discloses the exact remuneration and benefits received by each Board member in the annual report. | 8.2 | – |
| 26 | Does the charity employ paid staff? (Remarks: skip items 27 and 28 if "No") | | Yes |
| 27 | No staff is involved in setting his or her own remuneration. | 2.2 | Complied |
| 28 | The charity discloses in its annual report the annual remuneration of its three highest paid staff who each receives remuneration exceeding \$100,000, in bands of \$100,000. If none of its top three highest paid staff receives more than \$100,000 in annual remuneration each, the charity discloses this fact. | 8.3 | Complied |
| Public Image | | | |
| 29 | The charity accurately portrays its image to its members, donors and the public. | 9.1 | Complied |

NON-FINANCIAL INFORMATION

Charity Status

The Metta Welfare Association was set up as a society with the Registry of Societies (ROS) on 13 July 1994. It was registered as a charity under the Charities Act on 9 March 1995.

Charity Registration Number : 01082
 ROS Registration Number : 0285/1993WEL
 Unique Entity Number : S94SS0081K

Institution of a Public Character (IPC)/Central Fund Status

Period : 2 May 2016 to 31 May 2018
 1 June 2018 to 28 February 2021
 IPC Reference No. : S94SS0081K
 Member of Central Fund : NCSS Charitable Fund

Operational Details

(as at 31 March 2018)

Number of Beneficiaries : 1,327
 Number of Staff : 312

Registered Address

32 Simei Street 1
 Metta Building
 Singapore 529950

Executive Management Committee

| | |
|--|---------------------------|
| Venerable Shi Pu En | - President |
| Venerable Shi You Guang | - 1st Vice President |
| Dr Wong Sin Yew | - 2nd Vice President |
| Mr Ee Tiang Hwee | - Honorary Secretary |
| Mr Khua Kian Kheng, Ivan ^{PBM} | - Asst Honorary Secretary |
| Mr Ang Zi Qian | - Honorary Treasurer |
| Er. Loke Sim Wee, Joshua | - Asst Honorary Treasurer |
| Ms Goh Kah Eem, Evelyn | - Committee Member |
| Er. Koh Lip Koon | - Committee Member |
| Mr Lim Ah Noi, Peter | - Committee Member |
| Mr Lim Thou Kin, Julian | - Committee Member |
| Mr Ong Say Kiat, Jason ^{BBM} | - Committee Member |
| Mr Poh Yong Meng, Stephen ^{PBM} | - Committee Member |
| Mr Tan Ming Tatt, Christopher | - Committee Member |

Auditor

Fiducia LLP

慈光 福利协会 财政报告

这部分只以英语呈报

截止2018年3月31日

| | |
|---|-----|
| Statement by Executive Management Committee | 9.2 |
| Independent Auditor's Report | 9.3 |
| Statement of Financial Activities | 9.5 |
| Balance sheet | 9.7 |
| Statement of Cash Flows | 9.8 |
| Notes to the Financial Statements | 9.9 |

STATEMENT BY EXECUTIVE MANAGEMENT COMMITTEE

The Executive Management Committee present their statement together with the audited financial statements of Metta Welfare Association (the "Association") for the financial year ended 31 March 2018.


In the opinion of the Executive Management Committee,

- a) the financial statements of the Association are drawn up so as to present fairly, in all material respects, the state of affairs of the Association as at 31 March 2018 and the results and cash flows of the Association for the financial year then ended; and
- b) at the date of this statement, there are reasonable grounds to believe that the Association will be able to pay its debts as and when they fall due.

The Executive Management Committee, comprising the following, authorised the issue of these financial statements on

| | |
|------------------------------|------------------------------|
| President | Ven Ong Tai Yong @ Shi Pu En |
| First Vice President | Shi You Guang |
| Second Vice President | Wong Sin Yew |
| Honorary Secretary | Ee Tiang Hwee |
| Assistant Honorary Secretary | Khua Kian Kheng Ivan |
| Honorary Treasurer | Ang Zi Qian |
| Assistant Honorary Treasurer | Loke Sim Wee, Joshua |
| Committee Member | Goh Kah Eem, Evelyn |
| Committee Member | Lim Thou Kin, Julian |
| Committee Member | Ong Say Kiat |
| Committee Member | Lim Ah Noi, Peter |
| Committee Member | Koh Lip Koon |
| Committee Member | Stephen Poh Yong Meng |
| Committee Member | Tan Ming Tatt, Christopher |

On behalf of the Executive Management Committee,



Ven Ong Tai Yong @ Shi Pu En
President



Ang Zi Qian
Honorary Treasurer

Singapore, 4 September 2018

REPORT ON THE AUDIT OF FINANCIAL STATEMENTS

Opinion

We have audited the accompanying financial statements of Metta Welfare Association (the “Association”), which comprise the balance sheet as at 31 March 2018, the statement of financial activities and statement of cash flows of the Association for the financial year ended, and notes to the financial statements, including a summary of significant accounting policies. In our opinion, the accompanying financial statements are properly drawn up in accordance with the provisions of the Societies Act, Chapter 311 (the “Societies Act”), the Charities Act, Chapter 37 and other relevant regulations (the “Charities Act and Regulations”) and Charities Accounting Standard in Singapore (“CAS”) so as to give a true and fair view of the state of affairs of the Association as at 31 March 2018, and of the results, and cash flows of the Association for the financial year then ended on that date.

Basis for Opinion

We conducted our audit in accordance with Singapore Standards on Auditing (“SSAs”). Our responsibilities under those standards are further described in the *Auditor’s Responsibilities for the Audit of the Financial Statements* section of our report. We are independent of the Association in accordance with the Accounting and Corporate Regulatory Authority (“ACRA”) *Code of Professional Conduct and Ethics for Public Accountants and Accounting Entities* (“ACRA Code”) together with the ethical requirements that are relevant to our audit of the financial statements in Singapore, and we have fulfilled our other ethical responsibilities in accordance with these requirements and the ACRA Code. We believe that the audit evidence we have obtained is sufficient and appropriate to provide a basis for our opinion.

Other Information

Management are responsible for the other information. The other information comprises the Statement by Executive Management Committee, but does not include the financial statements and our auditor’s report thereon.

Our opinion on the financial statements does not cover the other information and we do not express any form of assurance conclusion thereon.

In connection with our audit of the financial statements, our responsibility is to read the other information and, in doing so, consider whether the other information is materially inconsistent with the financial statements or our knowledge obtained in the audit or otherwise appears to be materially misstated. If, based on the work we have performed, we conclude that there is a material misstatement of this other information, we are required to report that fact. We have nothing to report in this regard.

Responsibilities of Management and Those Charged with Governance for the Financial Statements

Management is responsible for the preparation of financial statements that give a true and fair view in accordance with the provisions of the Societies Act, the Charities Act and Regulations and CAS, and for such internal control as management determines is necessary to enable the preparation of financial statements that are free from material misstatement, whether due to fraud or error.

In preparing the financial statements, management is responsible for assessing the Association’s ability to continue as a going concern, disclosing, as applicable, matters related to going concern and using the going concern basis of accounting unless management either intends to liquidate the Association or to cease operations, or has no realistic alternative but to do so.

Those charged with governance are responsible for overseeing the Association’s financial reporting process.

Auditor’s Responsibilities for the Audit of the Financial Statements

Our objectives are to obtain reasonable assurance about whether the financial statements as a whole are free from material misstatement, whether due to fraud or error, and to issue an auditor’s report that includes our opinion. Reasonable assurance is a high level of assurance, but is not a guarantee that an audit conducted in accordance with SSAs will always detect a material misstatement when it exists. Misstatements can arise from fraud or error and are considered material if, individually or in the aggregate, they could reasonably be expected to influence the economic decisions of users taken on the basis of these financial statements.

As part of an audit in accordance with SSAs, we exercise professional judgement and maintain professional scepticism throughout the audit. We also:

- Identify and assess the risks of material misstatement of the financial statements, whether due to fraud or error, design and perform audit procedures responsive to those risks, and obtain audit evidence that is sufficient and appropriate to provide a basis for our opinion. The risk of not detecting a material misstatement resulting from fraud is higher than for one resulting from error, as fraud may involve collusion, forgery, intentional omissions, misrepresentations, or the override of internal control.

- Obtain an understanding of internal control relevant to the audit in order to design audit procedures that are appropriate in the circumstances, but not for the purpose of expressing an opinion on the effectiveness of the Association's internal control.
- Evaluate the appropriateness of accounting policies used and the reasonableness of accounting estimates and related disclosures made by Management.
- Conclude on the appropriateness of management's use of the going concern basis of accounting and, based on the audit evidence obtained, whether a material uncertainty exists related to events or conditions that may cast significant doubt on the Associations' ability to continue as a going concern. If we conclude that a material uncertainty exists, we are required to draw attention in our auditor's report to the related disclosures in the financial statements or, if such disclosures are inadequate, to modify our opinion. Our conclusions are based on the audit evidence obtained up to the date of our auditor's report. However, future events or conditions may cause the Association to cease to continue as a going concern.
- Evaluate the overall presentation, structure and content of the financial statements, including the disclosures, and whether the financial statements represent the underlying transactions and events in a manner that achieves fair presentation.

We communicate with those charged with governance regarding, among other matters, the planned scope and timing of the audit and significant audit findings, including any significant deficiencies in internal control that we identify during our audit.

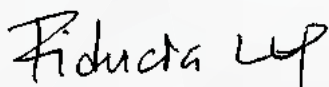
Report on Other Legal and Regulatory Requirements

In our opinion,

- (a) the accounting and other records required to be kept by the Association have been properly kept in accordance with the provisions of the Societies Regulations enacted under the Societies Act, the Charities Act and Regulations ; and
- (b) the fund raising appeals held during the financial year ended 31 March 2018 have been carried out in accordance with Regulation 6 of the Societies Regulations issued under the Societies Act and proper accounts and other records have been kept of the fund raising appeals.

During the course of our audit, nothing has come to our attention that caused us to believe that during the financial year:

- (a) the Association has not used the donation moneys in accordance with its objectives as required under Regulation 11 of the Charities (Institutions of a Public Character) Regulations; and
- (b) the Association has not complied with the requirements of Regulation 15 (Fund-raising expenses) of the Charities (Institutions of a Public Character) Regulations.



Fiducia LLP
Public Accountants and
Chartered Accountants
Singapore, 4 September 2018

Partner in charge : Looi Chee Bin
PAB No. : 01834

STATEMENT OF FINANCIAL ACTIVITIES FOR THE FINANCIAL YEAR ENDED 31 MARCH 2018

| | | Unrestricted funds | | | | | | | | Restricted funds | | | |
|---|------|--------------------|---------------------|-----------------------------|------------------|---------------------------------|---------------------------|-------------------------|--------------------|-------------------|--------------------------|--------------------|-----------------|
| | | General fund S\$ | Investment fund S\$ | Project account reserve S\$ | Sinking fund S\$ | Alumni student welfare fund S\$ | Children welfare fund S\$ | Client welfare fund S\$ | Equipment fund S\$ | Medicine fund S\$ | Education trust fund S\$ | Programme fund S\$ | Total funds S\$ |
| 2018 | Note | | | | | | | | | | | | |
| INCOME | | | | | | | | | | | | | |
| Income from generated funds | | | | | | | | | | | | | |
| - Voluntary income | 4 | 2,044,067 | 0 | 0 | 0 | 17,455 | 0 | 5,440 | 0 | 580 | 0 | 7,906,566 | 9,974,108 |
| - Activities for generating funds | 4 | 1,161,483 | 0 | 0 | 0 | 0 | 0 | 0 | 0 | 0 | 0 | 50,517 | 1,212,000 |
| - Investment income | 4 | 110,130 | 54,200 | 0 | 0 | 0 | 0 | 0 | 0 | 0 | 0 | 14,475 | 178,805 |
| Income from charitable activities | 4 | 758,924 | 0 | 0 | 0 | 0 | 0 | 0 | 0 | 0 | 0 | 892,236 | 1,651,160 |
| Other income | 4 | 585 | 0 | 0 | 0 | 0 | 0 | 0 | 0 | 0 | 0 | 6,309 | 6,894 |
| Total income | | 4,075,189 | 54,200 | 0 | 0 | 17,455 | 0 | 5,440 | 0 | 580 | 0 | 8,870,103 | 13,022,967 |
| EXPENDITURES | | | | | | | | | | | | | |
| Cost of generating funds | 5 | 403,470 | 7,665 | 0 | 0 | 54,102 | 0 | 830 | 0 | 84 | 38,000 | 43,215 | 547,366 |
| Cost of charitable activities | 5 | 3,486,870 | 0 | 0 | 38,874 | 0 | 0 | 0 | 0 | 0 | 0 | 7,106,420 | 10,632,164 |
| Governance and other administrative costs | 5 | 1,321,354 | 0 | 0 | 0 | 0 | 0 | 0 | 0 | 0 | 0 | 18,409 | 1,339,763 |
| Total expenditures | | 5,211,694 | 7,665 | 0 | 38,874 | 54,102 | 0 | 830 | 0 | 84 | 38,000 | 7,168,044 | 12,519,293 |
| NET INCOME / (EXPENDITURE) | | (1,136,505) | 46,535 | 0 | (38,874) | (36,647) | 0 | 4,610 | 0 | 496 | (38,000) | 1,702,059 | 503,674 |
| GROSS TRANSFERS BETWEEN FUNDS | | | | | | | | | | | | | |
| Transfer to / (from) of funds | 11 | 1,583,739 | 100,735 | 0 | 230,412 | 0 | 0 | 0 | 0 | 0 | 0 | (1,914,886) | 0 |
| NET MOVEMENT IN FUNDS | | 447,234 | 147,270 | 0 | 191,538 | (36,647) | 0 | 4,610 | 0 | 496 | (38,000) | (212,827) | 503,674 |
| TOTAL FUNDS BROUGHT FORWARD (RESTATED) | | 24,997,065 | 3,061,123 | 1,517,134 | 4,628,129 | 325,579 | 44,921 | 33,545 | 25,233 | 16,472 | 319,656 | (5,856,695) | 29,112,162 |
| TOTAL FUNDS CARRIED FORWARD | | 25,444,299 | 3,208,393 | 1,517,134 | 4,819,667 | 288,932 | 44,921 | 38,155 | 25,233 | 16,968 | 281,656 | (6,069,522) | 29,615,836 |

STATEMENT OF FINANCIAL ACTIVITIES FOR THE FINANCIAL YEAR ENDED 31 MARCH 2018 (CONT'D)

| | Note | Unrestricted funds | | | | | | | | Restricted funds | | | |
|---|------|---------------------|------------------------|--------------------------------|---------------------|------------------------------------|------------------------------|----------------------------|-----------------------|----------------------|-----------------------------|-----------------------|--------------------|
| | | General fund S\$ | Investment fund S\$ | Project account reserve S\$ | Sinking fund S\$ | Alumni student welfare fund S\$ | Children welfare fund S\$ | Client welfare fund S\$ | Equipment fund S\$ | Medicine fund S\$ | Education trust fund S\$ | Programme fund S\$ | Total funds S\$ |
| 2017 | | | | | | | | | | | | | |
| INCOME | | | | | | | | | | | | | |
| Income from generated funds | | | | | | | | | | | | | |
| - Voluntary income | 4 | 2,071,828 | 0 | 0 | 0 | 37,110 | 10,000 | 5,136 | 0 | 868 | 0 | 9,243,997 | 11,368,939 |
| - Activities for generating funds | 4 | 896,932 | 0 | 0 | 0 | 0 | 0 | 0 | 0 | 0 | 0 | 76,698 | 973,630 |
| - Investment income | 4 | 56,584 | 41,310 | 0 | 0 | 0 | 0 | 0 | 0 | 0 | 0 | 53,463 | 151,357 |
| Income from charitable activities | 4 | 1,889,800 | 0 | 0 | 0 | 0 | 0 | 0 | 0 | 0 | 0 | 920,426 | 2,810,226 |
| Other income | 4 | 6,691 | 0 | 0 | 0 | 0 | 0 | 0 | 0 | 0 | 0 | 3,382 | 10,073 |
| Total income | | 4,921,835 | 41,310 | 0 | 0 | 37,110 | 10,000 | 5,136 | 0 | 868 | 0 | 10,297,966 | 15,314,225 |
| EXPENDITURES | | | | | | | | | | | | | |
| Cost of generating funds | 5 | 320,215 | 2,592 | 0 | 0 | 48,744 | 0 | 347 | 0 | 0 | 16,000 | 56,561 | 444,459 |
| Cost of charitable activities | 5 | 4,115,177 | 0 | 0 | 18,826 | 0 | 0 | 0 | 0 | 0 | 0 | 7,057,914 | 11,191,917 |
| Governance and other administrative costs | 5 | 1,512,665 | 0 | 0 | 0 | 0 | 0 | 0 | 0 | 0 | 0 | 53,455 | 1,566,120 |
| Total expenditures | | 5,948,057 | 2,592 | 0 | 18,826 | 48,744 | 0 | 347 | 0 | 0 | 16,000 | 7,167,930 | 13,202,496 |
| NET INCOME / (EXPENDITURE) | | (1,026,222) | 38,718 | 0 | (18,826) | (11,634) | 10,000 | 4,789 | 0 | 868 | (16,000) | 3,130,036 | 2,111,729 |
| GROSS TRANSFERS BETWEEN FUNDS | | | | | | | | | | | | | |
| Transfer to / (from) of funds | 11 | 94,520 | 422,345 | 0 | 452,867 | 0 | 0 | 0 | 0 | 0 | 0 | (969,732) | 0 |
| NET MOVEMENT IN FUNDS | | (931,702) | 461,063 | 0 | 434,041 | (11,634) | 10,000 | 4,789 | 0 | 868 | (16,000) | 2,160,304 | 2,111,729 |
| AT 1 APRIL 2016 (PREVIOUSLY STATED) | | | | | | | | | | | | | |
| PRIOR YEAR ADJUSTMENT | 19 | 8,559,768 | 2,600,060 | 1,517,134 | 4,194,088 | 337,213 | 34,921 | 28,756 | 25,233 | 15,604 | 335,656 | 9,352,000 | 27,000,433 |
| AT 1 APRIL 2016 (RESTATED) | | 17,368,999 | 0 | 0 | 0 | 0 | 0 | 0 | 0 | 0 | 0 | (17,368,999) | 0 |
| | | 25,928,767 | 2,600,060 | 1,517,134 | 4,194,088 | 337,213 | 34,921 | 28,756 | 25,233 | 15,604 | 335,656 | (8,016,999) | 27,000,433 |
| TOTAL FUNDS CARRIED FORWARD (RESTATED) | | 24,997,065 | 3,061,123 | 1,517,134 | 4,628,129 | 325,579 | 44,921 | 33,545 | 25,233 | 16,472 | 319,656 | (5,856,695) | 29,112,162 |

The accompanying notes form an integral part of these financial statements.

BALANCE SHEET AS AT 31 MARCH 2018

| | Note | 2018 S\$ | 2017 S\$ (Restated) |
|--------------------------------|------|--------------------|---------------------------|
| ASSETS | | | |
| Current assets | | | |
| Cash and cash equivalents | 6 | 16,077,059 | 15,615,444 |
| Pledged Fixed deposits | 6 | 375,689 | 534,275 |
| Trade and other receivables | 7 | 991,136 | 716,132 |
| Inventories | | 4,363 | 4,867 |
| | | <u>17,448,247</u> | <u>16,870,718</u> |
| Non-current assets | | | |
| Investment in financial assets | 8 | 1,775,816 | 1,267,848 |
| Property, plant and equipment | 9 | <u>12,422,930</u> | <u>13,257,513</u> |
| | | <u>14,198,746</u> | <u>14,525,361</u> |
| Total assets | | <u>31,646,993</u> | <u>31,396,079</u> |
| LIABILITY | | | |
| Current liability | | | |
| Trade and other payables | 10 | <u>2,031,157</u> | <u>2,283,917</u> |
| Total liability | | <u>2,031,157</u> | <u>2,283,917</u> |
| NET ASSETS | | <u>29,615,836</u> | <u>29,112,162</u> |
| FUNDS | | | |
| Unrestricted funds | | | |
| General fund | 11 | 25,444,299 | 24,997,065 |
| Investment fund | 11 | 3,208,393 | 3,061,123 |
| Project account reserve | 11 | 1,517,134 | 1,517,134 |
| Sinking fund | 11 | 4,819,667 | 4,628,129 |
| Designated funds | 11 | 414,209 | 445,750 |
| | | <u>35,403,702</u> | <u>34,649,201</u> |
| Restricted funds | | | |
| Education trust fund | 11 | 281,656 | 319,656 |
| Programme fund | 11 | <u>(6,069,522)</u> | <u>(5,856,695)</u> |
| | | <u>(5,787,866)</u> | <u>(5,537,039)</u> |
| Total funds | | <u>29,615,836</u> | <u>29,112,162</u> |

The accompanying notes form an integral part of these financial statements.

STATEMENT OF CASH FLOW FOR THE FINANCIAL YEAR ENDED 31 MARCH 2018

| | Note | 2018 S\$ | 2017 S\$ |
|---|------|-------------------|-------------------|
| Cash flows from operating activities | | | |
| Net income | | 503,674 | 2,111,729 |
| Adjustments for: | | | |
| - Amortisation of investments | 5 | 3,532 | 2,592 |
| - Depreciation | 9 | 991,618 | 947,227 |
| - Investment income | 4 | (178,805) | (151,357) |
| - (Gain)/ Loss on disposal of property, plant and equipment | 4,5 | (2,000) | 14,499 |
| - Unutilised leave | | 10,026 | 6,806 |
| Operating cash flow before changes in working capital | | 1,328,045 | 2,931,496 |
| Changes in working capital: | | | |
| - Trade and other receivables | | (275,004) | 305,472 |
| - Inventories | | 504 | 599 |
| - Trade and other payables | | (262,786) | 180,021 |
| Cash generated from operations | | 790,759 | 3,417,588 |
| Interest received | | 4,891 | 6,289 |
| Net cash provided by operating activities | | 795,650 | 3,423,877 |
| Cash flows from investing activities | | | |
| Decrease/(increase) in pledged deposits | | 158,586 | (244,035) |
| Investment received | | 173,914 | 145,068 |
| Placement/(Withdrawal) of investment | 8 | (511,500) | 511,726 |
| Proceeds from disposal of property, plant and equipment | | 2,000 | 100 |
| Purchases of property, plant and equipment | 9 | (157,035) | (571,924) |
| Net cash used in investing activities | | (334,035) | (159,065) |
| Net increase in cash and cash equivalents | | 461,615 | 3,264,812 |
| Cash and cash equivalents at beginning of financial year | | 15,615,444 | 12,350,632 |
| Cash and cash equivalents at end of financial year | 6 | 16,077,059 | 15,615,444 |

NOTES TO THE FINANCIAL STATEMENTS FOR THE FINANCIAL YEAR ENDED 31 MARCH 2018

These notes form an integral part of and should be read in conjunction with the accompanying financial statements.

1. General information

Metta Welfare Association (the "Association") operates in the Republic of Singapore. Its registered office and principal place of activities is located at 32, Simei Street 1, Metta Building, Singapore 529950.

The Association is dedicated to the active promotion of humanitarian causes. The Association's objectives are to provide special education, welfare services, community and medical care to the intellectually disabled, elderly and terminally ill in the community, regardless of race and religion.

The Association is registered as a charity organisation under Charities Act, Chapter 37 on 9 March 1995 and has been accorded an Institution of a Public Character ("IPC") status for the period from 2 May 2016 to 31 May 2018. The IPC status has been renewed for the period from 1 June 2018 to 28 February 2021.

The Association is composed of eight (8) welfare centres as follows:

1. Metta Home for the Disabled
2. Metta Home Day Activity Centre
3. Metta Day Activity Centre for the Intellectually Disabled
4. Metta Day Rehabilitation Centre for the Elderly
5. Metta Hospice Care Centre
6. Metta Preschool @Punggol
7. Metta Alumni Care
8. Metta HomeCare (Formerly known as Metta Home Nursing)

2. Significant accounting policies

2.1 Basis of preparation

The financial statements have been prepared in accordance with Charities Accounting Standard ("CAS") and the disclosure requirements of the Societies Act (Chapter 311) and Charities Act (Chapter 37). The financial statements have been prepared under the historical cost convention, except as disclosed in the accounting policies below.

The financial statements are presented in Singapore Dollar ("S\$"), which is the Association's functional currency.

The preparation of the financial statements in conformity with CAS requires management to exercise its judgement in the process of applying the Association's accounting policies. It also requires the use of certain critical accounting estimates and assumptions.

The areas involving a higher degree of judgement or complexity, or areas where assumptions and estimates are significant to the financial statements are disclosed in Note 3.

2. Significant accounting policies (Cont'd)

2.2 Revenue recognition

Revenue comprises the fair value of the consideration received or receivable for the services rendered in the ordinary course of the Association's activities. Revenue is recognised as follows:

2.2.1 Donations are recognised in the statement of financial activities upon receipt. Donations subject to donor-imposed conditions that specify the time period in which the expenditure can take place are accounted for as deferred income and recognised as a liability until the financial period in which the Association is allowed by the condition to expend the income.

Donations-in-kind are recognised when the fair value of the assets received can be reasonably ascertained.

2.2.2 Government grants are recognised at their fair value where there is reasonable assurance that the grants will be received and all related conditions will be complied with.

2.2.3 Revenue from rendering of services is recognised when the services have been performed and rendered.

2.2.4 Interest and investment income are recognised on a time-proportion basis using the effective interest method.

2.2.5 Other income is recognised when received.

2.3 Expenditure recognition

All expenditure are accounted for on accrual basis, aggregated under the respective areas. Direct costs are attributed to the activity where possible. Where costs are not wholly attributable to an activity, they are apportioned on a basis consistent with the use of resources.

2.3.1 Cost of generating funds from fund-raising activities

Costs that are directly attributable to the fund-raising activities are separated from those costs incurred in undertaking charitable activities.

2.3.2 Cost of charitable activities

Cost of charitable activities comprises all costs incurred in the pursuit of the charitable objects of the Association. The total costs of charitable expenditure are apportionment of overhead and shared costs.

2.3.3 Governance and administrative costs

Governance costs include the costs of governance arrangement, which relate to the general running of the Association, providing governance infrastructure and ensuring public accountability. These costs include costs related to constitutional and statutory requirements and an apportionment of overhead and shared costs.

2. Significant accounting policies (Cont'd)

2.4 Employee benefits

2.4.1 Defined contribution plans

Defined contribution plans are post-employment benefit plans under which the Association pays fixed contributions into separate entities such as the Central Provident Fund ("CPF"), on a mandatory, contractual or voluntary basis. The Association has no further payment obligations once the contributions have been paid. The Association's contribution to defined contribution plans are recognised as employee compensation expense when they are due.

2.4.2 Employee leaves entitlement

Employee entitlements to annual leave are recognised when they accrue to employees. A provision is made for the estimated liability for annual leave as a result of services rendered by employees up to the reporting date.

2.5 Operating Leases

Leases of assets in which a significant portion of the risks and rewards of ownership are retained by the lessor are classified as operating leases. Payments made under operating leases (net of any incentives received from the lessor) are taken to the statement of financial activities on a straight-line basis over the period of the lease. When an operating lease is terminated before the lease period has expired, any payment required to be made to the lessor by way of penalty is recognised as an expense in the period in which termination takes place.

Rental on operating lease is charged to statement of financial activities.

2.6 Financial assets

2.6.1 Recognition and measurement

Trade and other receivables, excluding prepayments, are initially recognised at their transaction price, excluding transaction costs, if any. Transaction costs shall be recognised as expenditure in the statement of financial activities as incurred. Prepayments are initially recognised at the amount paid in advance for the economic resources expected to be received in the future.

Investments in financial assets are investments in debt or equity instruments, which are recognised when it becomes a party to the contractual provisions of the instrument. These are initially measured at the transaction price excluding transaction costs, if any, which shall be recognised as expenditure immediately in the statement of financial activities. They are included in non-current assets unless management intends to dispose of the assets within twelve months after the reporting date.

Trade and other receivables and investments in financial assets are subsequently measured at cost less accumulated impairment losses.

2.6.2 Derecognition

Financial assets are derecognised when the rights to receive cash flows from the financial assets have expired or have been transferred and the Association has transferred substantially all risks and rewards of ownership.

2. Significant accounting policies (Cont'd)

2.6 Financial assets (Cont'd)

2.6.3 Impairment

The Association assesses at each reporting date whether there is objective evidence that a financial asset or a group of financial assets is impaired.

An allowance for impairment of financial assets is recognised when there is objective evidence that the Association will not be able to collect all amounts due according to the original terms of the receivables. Significant financial difficulties of the debtor, probability that the debtor will enter bankruptcy or financial reorganisation, and default or delinquency in payments is considered indicators that the receivable is impaired. The amount of the allowance is the difference between the asset's carrying amount and the undiscounted future cash flows that the Association expects to receive. The amount of the allowance for impairment is recognised in the statement of financial activities within "Governance and administrative costs".

Subsequently, if the amount of an impairment loss decreases and the decrease can be related objectively to an event occurring after the impairment was recognised, the Association shall reverse the previously recognised impairment loss. The reversal shall not result in any carrying amount of the financial asset (net of any allowance account) that exceeds what the carrying amount would have been had the impairment not previously been recognised. The amount of reversal is recognised in the statement of financial activities.

2.7 Cash and cash equivalents

Cash and cash equivalents include cash on hand and deposits with financial institutions, which are subject to an insignificant risk of change in value.

2.8 Inventories

Inventories are carried at the lower of cost and net realisable value. Cost includes all costs of purchase and other cost incurred in bringing the inventories to their present location and condition. Cost is determined using the first-in, first-out basis. Net realisable value is the estimated selling price in the ordinary course of business less selling expenses.

2.9 Property, plant and equipment

2.9.1 Measurement

All property, plant and equipment are initially recognised at cost and subsequently carried at cost less accumulated depreciation and accumulated impairment losses.

The cost of an item of property, plant and equipment includes its purchase price and any costs that are directly attributable to bringing the asset to the location and condition necessary for it to be capable of operating in the manner intended by Management.

2. Significant accounting policies (Cont'd)

2.9 Property, plant and equipment (Cont'd)

2.9.2 Depreciation

Depreciation on property, plant and equipment except renovation in progress is calculated using the straight-line method to allocate their depreciable amounts over their estimated useful lives as follows:

| | Useful lives |
|----------------------------|---------------|
| Aircon | 5 years |
| Alarm and security system | 5 years |
| Arts and music equipment | 5 years |
| Building | 30 - 50 years |
| Computer | 3 years |
| Electrical and fittings | 5 years |
| Furniture and equipment | 5 years |
| Kitchen equipment | 5 years |
| Laundry equipment | 5 years |
| Motor vehicles | 5 years |
| Physio / Medical equipment | 5 years |
| Renovation | 7 - 15 years |

Fully depreciated assets are retained in the financial statements until they are no longer in use.

The residual values and useful lives of property, plant and equipment are reviewed, and adjusted as appropriate, at each reporting date. The effects of any revision of the residual values and useful lives are included in the statement of financial activities for the financial year in which the changes arise.

2.9.3 Subsequent expenditure

Subsequent expenditure relating to property, plant and equipment that have already been recognised is added to the carrying amount of the asset only when it is probable that future economic benefits associated with the item will flow to the Association and the cost of the item can be measured reliably. Other subsequent expenditure is recognised as repair and maintenance expenses in the statement of financial activities during the financial year in which it is incurred.

2.9.4 Disposal

On disposal of an item of property, plant and equipment, the difference between the net disposals proceeds and its carrying amount is taken to the statement of financial activities.

2.10 Financial liabilities

Financial liabilities are recognised when the Association becomes a party to the contractual agreements of the instrument and are classified according to the substance of the contractual arrangements entered into. All interest related charges are recognised in the statement of financial activities. Financial liabilities include "Trade and other payables".

Financial liabilities are derecognised when the obligations under the liability are discharged, cancelled or expire. When existing financial liabilities are replaced by another from the same lender on substantially different terms of an existing liability are substantially modified, such an exchange or modification is treated as a derecognition of the original liability and the recognition of a new liability, and the difference in respective carrying amounts is recognised in the statement of financial activities.

2. Significant accounting policies (Cont'd)

2.11 Trade and other payables

Trade and other payables, excluding accruals, are recognised at their transaction price, excluding transaction costs, if any, both at initial recognition and at subsequent measurement. Transaction costs shall recognised as expenditure in the statement of financial activities as incurred. Accruals are recognised at the best estimate of the amount payable.

2.12 Provisions for other liabilities and charges

Provisions for other liabilities and charges are recognised when the Association has a present legal or constructive obligation as a result of past events, it is more likely than not that an outflow of resources will be required to settle the obligation and the amount has been reliably estimated.

2.13 Funds

Fund balances restricted by outside sources are so indicated and are distinguished from unrestricted funds allocated to specific purposes, if any, by action of the Executive Management Committee. Externally restricted funds may only be utilised in accordance with the purposes for which they are established. The Executive Management Committee retains full control over the use of unrestricted funds for any of the Association's purposes.

3. Critical accounting estimates, assumptions and judgments

Estimates, assumptions and judgements are continually evaluated and are based on historical experience and other factors, including expectations of future events that are believed to be reasonable under the circumstances.

3.1 Critical accounting estimates and assumptions

The Association makes estimates and assumptions concerning the future. The resulting accounting estimates will, by definition, seldom equal the related actual results. The estimate and assumption that has a significant risk of causing a material adjustment to the carrying amounts of assets and liabilities within the next financial year is discussed below.

3.1 Critical accounting estimates and assumptions (Cont'd)

3.1.1 Estimated useful lives of property, plant and equipment

The Association reviews annually the estimated useful lives of property, plant and equipment based on factors such as operating plans and strategies, expected level of usage and future technological developments. It is possible that future results of operations could be materially affected by changes in these estimates brought about by changes in the factors mentioned. The carrying amount of property, plant and equipment and the depreciation for the financial year are disclosed in Note 9.

3.2 Critical judgments in applying the entity's accounting policies

The key critical judgements in applying the entity's accounting policies concerning the future at the reporting date, that have a significant risk of causing a material adjustment to the carrying amounts of assets and liabilities within the next financial year, are discussed below.

3.2.1 Government grants

Government grants to meet operating expenses are recognised as income in the income and expenditure statement on the accrual basis in the year these operating expenses were incurred and there is reasonable assurance that the Association will comply with the conditions attached to it. For certain grants, the government agencies reserve the right to withdraw, withhold or reduce the amount of any funds approved but not yet disbursed or to call for the refund of all funds which have been disbursed to the Association if the conditions are not met.

4. Income

| | Note | Unrestricted funds | | | | | Designated funds | | | Restricted funds | | |
|--|------|--------------------|---------------------|------------------|---------------------------------|---------------------------|-------------------------|--------------------|-------------------|--------------------------|--------------------|------------------|
| | | General fund S\$ | Investment fund S\$ | Sinking fund S\$ | Alumni student welfare fund S\$ | Children welfare fund S\$ | Client welfare fund S\$ | Equipment fund S\$ | Medicine fund S\$ | Education trust fund S\$ | Programme fund S\$ | Total funds S\$ |
| 2018 | | | | | | | | | | | | |
| Voluntary income | | | | | | | | | | | | |
| Donations – Tax exempt | | 444,594 | 0 | 0 | 0 | 0 | 5,440 | 0 | 0 | 0 | 116,592 | 566,626 |
| Donations – Non-tax exempt | | 265,856 | 0 | 0 | 0 | 0 | 0 | 0 | 0 | 0 | 136,543 | 402,399 |
| Donations – Designated | | 271,980 | 0 | 0 | 17,455 | 0 | 0 | 0 | 580 | 0 | 46,735 | 336,750 |
| Grants – Government | | | | | | | | | | | | |
| - IRAS grants | | 57,948 | 0 | 0 | 0 | 0 | 0 | 0 | 0 | 0 | 68,653 | 126,601 |
| - MOM grants | | 33,574 | 0 | 0 | 0 | 0 | 0 | 0 | 0 | 0 | 46,547 | 80,121 |
| - MOE grants | | 784,434 | 0 | 0 | 0 | 0 | 0 | 0 | 0 | 0 | 0 | 784,434 |
| - MOH grants | | 0 | 0 | 0 | 0 | 0 | 0 | 0 | 0 | 0 | 1,895,206 | 1,895,206 |
| - MSF grants | | 50,697 | 0 | 0 | 0 | 0 | 0 | 0 | 0 | 0 | 4,073,107 | 4,123,804 |
| NCSS grants | | 14,984 | 0 | 0 | 0 | 0 | 0 | 0 | 0 | 0 | 12,918 | 27,902 |
| Grants – Non – Government | | 120,000 | 0 | 0 | 0 | 0 | 0 | 0 | 0 | 0 | 3,238 | 123,238 |
| Tote Board grants | | 0 | 0 | 0 | 0 | 0 | 0 | 0 | 0 | 0 | 1,123,616 | 1,123,616 |
| Care and share | 11 | 0 | 0 | 0 | 0 | 0 | 0 | 0 | 0 | 0 | 352,444 | 352,444 |
| Community Silver Trust | 11 | 0 | 0 | 0 | 0 | 0 | 0 | 0 | 0 | 0 | 30,967 | 30,967 |
| | | <u>2,044,067</u> | <u>0</u> | <u>0</u> | <u>17,455</u> | <u>0</u> | <u>5,440</u> | <u>0</u> | <u>580</u> | <u>0</u> | <u>7,906,566</u> | <u>9,974,108</u> |
| Activities for generating funds | | | | | | | | | | | | |
| Corporate social responsibility | | 2,110 | 0 | 0 | 0 | 0 | 0 | 0 | 0 | 0 | 0 | 2,110 |
| Event and activity | | 91,172 | 0 | 0 | 0 | 0 | 0 | 0 | 0 | 0 | 0 | 91,172 |
| Fund-raising | | 1,068,201 | 0 | 0 | 0 | 0 | 0 | 0 | 0 | 0 | 50,517 | 1,118,718 |
| | | <u>1,161,483</u> | <u>0</u> | <u>0</u> | <u>0</u> | <u>0</u> | <u>0</u> | <u>0</u> | <u>0</u> | <u>0</u> | <u>50,517</u> | <u>1,212,000</u> |
| Investment income | | | | | | | | | | | | |
| Interest income | | 110,130 | 0 | 0 | 0 | 0 | 0 | 0 | 0 | 0 | 14,475 | 124,605 |
| Investment income | | 0 | 54,200 | 0 | 0 | 0 | 0 | 0 | 0 | 0 | 0 | 54,200 |
| | | <u>110,130</u> | <u>54,200</u> | <u>0</u> | <u>0</u> | <u>0</u> | <u>0</u> | <u>0</u> | <u>0</u> | <u>0</u> | <u>14,475</u> | <u>178,805</u> |
| Income from charitable activities | | | | | | | | | | | | |
| Fees received | | 540 | 0 | 0 | 0 | 0 | 0 | 0 | 0 | 0 | 795,853 | 796,393 |
| Membership fee | | 660 | 0 | 0 | 0 | 0 | 0 | 0 | 0 | 0 | 0 | 660 |
| Sales | | 684,998 | 0 | 0 | 0 | 0 | 0 | 0 | 0 | 0 | 0 | 684,998 |
| Transport service fee | | 0 | 0 | 0 | 0 | 0 | 0 | 0 | 0 | 0 | 77,687 | 77,687 |
| Others | | 72,726 | 0 | 0 | 0 | 0 | 0 | 0 | 0 | 0 | 18,696 | 91,422 |
| | | <u>758,924</u> | <u>0</u> | <u>0</u> | <u>0</u> | <u>0</u> | <u>0</u> | <u>0</u> | <u>0</u> | <u>0</u> | <u>892,236</u> | <u>1,651,160</u> |
| Other income | | | | | | | | | | | | |
| Profit on disposal fixed assets | | 0 | 0 | 0 | 0 | 0 | 0 | 0 | 0 | 0 | 2,000 | 2,000 |
| Sundry | | 585 | 0 | 0 | 0 | 0 | 0 | 0 | 0 | 0 | 4,309 | 4,894 |
| | | <u>585</u> | <u>0</u> | <u>0</u> | <u>0</u> | <u>0</u> | <u>0</u> | <u>0</u> | <u>0</u> | <u>0</u> | <u>6,309</u> | <u>6,894</u> |

4. Income (Cont'd)

| 2017 | Note | Unrestricted funds | | | | | | | Restricted funds | | | | |
|--|------|--------------------|---------------------|------------------|---------------------------------|---------------------------|-------------------------|--------------------|-------------------|--------------------------|--------------------|-----------------|--|
| | | General fund S\$ | Investment fund S\$ | Sinking fund S\$ | Designated funds | | | | | Education trust fund S\$ | Programme fund S\$ | Total funds S\$ | |
| | | | | | Alumni student welfare fund S\$ | Children welfare fund S\$ | Client welfare fund S\$ | Equipment fund S\$ | Medicine fund S\$ | | | | |
| Voluntary income | | | | | | | | | | | | | |
| Donations – Tax exempt | | 519,779 | 0 | 0 | 0 | 0 | 0 | 0 | 0 | 0 | 90,139 | 609,918 | |
| Donations – Non-tax exempt | | 263,077 | 0 | 0 | 0 | 0 | 0 | 0 | 0 | 0 | 110,529 | 373,606 | |
| Donations – Designated | | 101,359 | 0 | 0 | 37,110 | 10,000 | 5,136 | 0 | 868 | 0 | 36,140 | 190,613 | |
| Grants – Government | | | | | | | | | | | | | |
| - IRAS grants | | 125,839 | 0 | 0 | 0 | 0 | 0 | 0 | 0 | 0 | 128,098 | 253,937 | |
| - MOE grants | | 784,434 | 0 | 0 | 0 | 0 | 0 | 0 | 0 | 0 | 0 | 784,434 | |
| - MOH grants | | 0 | 0 | 0 | 0 | 0 | 0 | 0 | 0 | 0 | 1,108,982 | 1,108,982 | |
| - MSF grants | | 63,556 | 0 | 0 | 0 | 0 | 0 | 0 | 0 | 0 | 4,456,760 | 4,520,316 | |
| Grants – Non – Government | | 140,000 | 0 | 0 | 0 | 0 | 0 | 0 | 0 | 0 | 4,473 | 144,473 | |
| NCSS grants | | 73,784 | 0 | 0 | 0 | 0 | 0 | 0 | 0 | 0 | 85,596 | 159,380 | |
| Tote Board grants | | 0 | 0 | 0 | 0 | 0 | 0 | 0 | 0 | 0 | 1,195,853 | 1,195,853 | |
| Care and share | 11 | 0 | 0 | 0 | 0 | 0 | 0 | 0 | 0 | 0 | 1,350,000 | 1,350,000 | |
| Community Silver Trust | 11 | 0 | 0 | 0 | 0 | 0 | 0 | 0 | 0 | 0 | 677,427 | 677,427 | |
| | | 2,071,828 | 0 | 0 | 37,110 | 10,000 | 5,136 | 0 | 868 | 0 | 9,243,997 | 11,368,939 | |
| Activities for generating funds | | | | | | | | | | | | | |
| Corporate social responsibility | | 42,463 | 0 | 0 | 0 | 0 | 0 | 0 | 0 | 0 | 15,170 | 57,633 | |
| Event and activity | | 18,552 | 0 | 0 | 0 | 0 | 0 | 0 | 0 | 0 | 0 | 18,552 | |
| Fund-raising | | 835,917 | 0 | 0 | 0 | 0 | 0 | 0 | 0 | 0 | 61,528 | 897,445 | |
| | | 896,932 | 0 | 0 | 0 | 0 | 0 | 0 | 0 | 0 | 76,698 | 973,630 | |
| Investment income | | | | | | | | | | | | | |
| Interest income | | 56,584 | 0 | 0 | 0 | 0 | 0 | 0 | 0 | 0 | 41,838 | 98,422 | |
| Investment income | | 0 | 41,310 | 0 | 0 | 0 | 0 | 0 | 0 | 0 | 11,625 | 52,935 | |
| | | 56,584 | 41,310 | 0 | 0 | 0 | 0 | 0 | 0 | 0 | 53,463 | 151,357 | |
| Income from charitable activities | | | | | | | | | | | | | |
| Programme activity income | | 1,182,775 | 0 | 0 | 0 | 0 | 0 | 0 | 0 | 0 | 0 | 1,182,775 | |
| Fees received | | 780 | 0 | 0 | 0 | 0 | 0 | 0 | 0 | 0 | 823,063 | 823,843 | |
| Membership fee | | 1,960 | 0 | 0 | 0 | 0 | 0 | 0 | 0 | 0 | 0 | 1,960 | |
| Sales | | 636,467 | 0 | 0 | 0 | 0 | 0 | 0 | 0 | 0 | 0 | 636,467 | |
| Transport service fee | | 0 | 0 | 0 | 0 | 0 | 0 | 0 | 0 | 0 | 83,800 | 83,800 | |
| Others | | 67,818 | 0 | 0 | 0 | 0 | 0 | 0 | 0 | 0 | 13,563 | 81,381 | |
| | | 1,889,800 | 0 | 0 | 0 | 0 | 0 | 0 | 0 | 0 | 920,426 | 2,810,226 | |
| Other income | | | | | | | | | | | | | |
| Profit on disposal fixed assets | | 0 | 0 | 0 | 0 | 0 | 0 | 0 | 0 | 0 | 100 | 100 | |
| Sundry | | 6,691 | 0 | 0 | 0 | 0 | 0 | 0 | 0 | 0 | 3,282 | 9,973 | |
| | | 6,691 | 0 | 0 | 0 | 0 | 0 | 0 | 0 | 0 | 3,382 | 10,073 | |

5. Expenditure

| | | Unrestricted funds | | | | | | | Restricted funds | | | |
|---|------|---------------------|------------------------|---------------------|------------------------------------|------------------------------|----------------------------|-----------------------|----------------------|-----------------------------|-----------------------|--------------------|
| | | Designated funds | | | | | | | | | | |
| | Note | General fund S\$ | Investment fund S\$ | Sinking fund S\$ | Alumni student welfare fund S\$ | Children welfare fund S\$ | Client welfare fund S\$ | Equipment fund S\$ | Medicine fund S\$ | Education trust fund S\$ | Programme fund S\$ | Total funds S\$ |
| 2018 | | | | | | | | | | | | |
| Cost of generating funds | | | | | | | | | | | | |
| Amortisation of investments | 8 | 0 | 3,532 | 0 | 0 | 0 | 0 | 0 | 0 | 0 | 0 | 3,532 |
| Corporate social responsibility | | 0 | 0 | 0 | 0 | 0 | 0 | 0 | 0 | 0 | 4,696 | 4,696 |
| Investment interest expense | | 0 | 4,133 | 0 | 0 | 0 | 0 | 0 | 0 | 0 | 0 | 4,133 |
| Designated expenses | | 75,693 | 0 | 0 | 54,102 | 0 | 830 | 0 | 84 | 38,000 | 24,338 | 193,047 |
| Donation expense | | 39,950 | 0 | 0 | 0 | 0 | 0 | 0 | 0 | 0 | 2,492 | 42,442 |
| Event and activity expense | | 62,933 | 0 | 0 | 0 | 0 | 0 | 0 | 0 | 0 | 0 | 62,933 |
| Fund-raising expenditure | | 224,894 | 0 | 0 | 0 | 0 | 0 | 0 | 0 | 0 | 11,689 | 236,583 |
| | | 403,470 | 7,665 | 0 | 54,102 | 0 | 830 | 0 | 84 | 38,000 | 43,215 | 547,366 |
| Cost of charitable activities | | | | | | | | | | | | |
| Cost of sales | | 229,582 | 0 | 0 | 0 | 0 | 0 | 0 | 0 | 0 | 0 | 229,582 |
| Depreciation | 9 | 307,978 | 0 | 0 | 0 | 0 | 0 | 0 | 0 | 0 | 683,640 | 991,618 |
| Direct activity expenses | | | | | | | | | | | | |
| - Insurance | | 268 | 0 | 0 | 0 | 0 | 0 | 0 | 0 | 0 | 279 | 547 |
| - Meals and refreshments | | 11 | 0 | 0 | 0 | 0 | 0 | 0 | 0 | 0 | 84,078 | 84,089 |
| - Medical and physical aids | | 0 | 0 | 0 | 0 | 0 | 0 | 0 | 0 | 0 | 60,304 | 60,304 |
| - Medical professional fee | | 0 | 0 | 0 | 0 | 0 | 0 | 0 | 0 | 0 | 350,091 | 350,091 |
| - Other expenses | | 91,428 | 0 | 0 | 0 | 0 | 0 | 0 | 0 | 0 | 31,479 | 122,907 |
| - Outings and activities | | 0 | 0 | 0 | 0 | 0 | 0 | 0 | 0 | 0 | 49 | 49 |
| - Training and teaching materials | | 51,783 | 0 | 0 | 0 | 0 | 0 | 0 | 0 | 0 | 12,962 | 64,745 |
| - Transportation | | 598 | 0 | 0 | 0 | 0 | 0 | 0 | 0 | 0 | 187,910 | 188,508 |
| - Uniform | | 0 | 0 | 0 | 0 | 0 | 0 | 0 | 0 | 0 | 10,949 | 10,949 |
| - Utensils | | 326 | 0 | 0 | 0 | 0 | 0 | 0 | 0 | 0 | 478 | 804 |
| Fixed assets expensed | | 13,722 | 0 | 0 | 0 | 0 | 0 | 0 | 0 | 0 | 28,382 | 42,104 |
| Public education | | 11,805 | 0 | 0 | 0 | 0 | 0 | 0 | 0 | 0 | 995 | 12,800 |
| Rental | | | | | | | | | | | | |
| - Land and building | | 1,031,904 | 0 | 0 | 0 | 0 | 0 | 0 | 0 | 0 | 366,030 | 1,397,934 |
| - Equipment | | 23,004 | 0 | 0 | 0 | 0 | 0 | 0 | 0 | 0 | 19,309 | 42,313 |
| Staff costs | 12 | 1,274,342 | 0 | 0 | 0 | 0 | 0 | 0 | 0 | 0 | 4,763,349 | 6,037,691 |
| Upkeep, repairs and maintenance | | | | | | | | | | | | |
| - Aircon and lift | | 23,965 | 0 | 0 | 0 | 0 | 0 | 0 | 0 | 0 | 27,197 | 51,162 |
| - Building and landscaping | | 85,805 | 0 | 0 | 0 | 0 | 0 | 0 | 0 | 0 | 16,243 | 102,048 |
| - Equipment | | 32,468 | 0 | 0 | 0 | 0 | 0 | 0 | 0 | 0 | 21,943 | 54,411 |
| - General | | 69,399 | 0 | 38,874 | 0 | 0 | 0 | 0 | 0 | 0 | 121,291 | 229,564 |
| Balance carried forward | | 3,248,388 | 0 | 38,874 | 0 | 0 | 0 | 0 | 0 | 0 | 6,786,958 | 10,074,220 |
| Cost of charitable activities (Cont'd) | | | | | | | | | | | | |
| Balance brought forward | | 3,248,388 | 0 | 38,874 | 0 | 0 | 0 | 0 | 0 | 0 | 6,786,958 | 10,074,220 |
| - Kitchen and laundry equipment | | 4,781 | 0 | 0 | 0 | 0 | 0 | 0 | 0 | 0 | 16,324 | 21,105 |
| - Motor vehicles | | 18,090 | 0 | 0 | 0 | 0 | 0 | 0 | 0 | 0 | 55,759 | 73,849 |
| Utilities | | 127,672 | 0 | 0 | 0 | 0 | 0 | 0 | 0 | 0 | 190,598 | 318,270 |
| Others | | | | | | | | | | | | |
| - General expenses | | 6,506 | 0 | 0 | 0 | 0 | 0 | 0 | 0 | 0 | 4,785 | 11,291 |
| - License and subscription | | 22,648 | 0 | 0 | 0 | 0 | 0 | 0 | 0 | 0 | 5,165 | 27,813 |
| - Meeting expenses | | 6,651 | 0 | 0 | 0 | 0 | 0 | 0 | 0 | 0 | 508 | 7,159 |
| - Printing, stationery and postage | | 14,410 | 0 | 0 | 0 | 0 | 0 | 0 | 0 | 0 | 15,340 | 29,750 |
| - Telecommunication | | 37,724 | 0 | 0 | 0 | 0 | 0 | 0 | 0 | 0 | 30,983 | 68,707 |
| | | 3,486,870 | 0 | 38,874 | 0 | 0 | 0 | 0 | 0 | 0 | 7,106,420 | 10,632,164 |
| Governance and other administrative costs | | | | | | | | | | | | |
| Audit fees | | 20,028 | 0 | 0 | 0 | 0 | 0 | 0 | 0 | 0 | 5,243 | 25,271 |
| Bad debts | | 0 | 0 | 0 | 0 | 0 | 0 | 0 | 0 | 0 | 1,331 | 1,331 |
| Bank charges | | 2,344 | 0 | 0 | 0 | 0 | 0 | 0 | 0 | 0 | 4,718 | 7,062 |
| Consultation | | 4,548 | 0 | 0 | 0 | 0 | 0 | 0 | 0 | 0 | 0 | 4,548 |
| Newspapers and periodicals | | 1,097 | 0 | 0 | 0 | 0 | 0 | 0 | 0 | 0 | 376 | 1,473 |
| Other professional fees | | 3,000 | 0 | 0 | 0 | 0 | 0 | 0 | 0 | 0 | 2,690 | 5,690 |
| Outsource IT service | | 32,742 | 0 | 0 | 0 | 0 | 0 | 0 | 0 | 0 | 0 | 32,742 |
| Recruitment | | 3,895 | 0 | 0 | 0 | 0 | 0 | 0 | 0 | 0 | 4,051 | 7,946 |
| Staff costs | 12 | 1,253,700 | 0 | 0 | 0 | 0 | 0 | 0 | 0 | 0 | 0 | 1,253,700 |
| | | 1,321,354 | 0 | 0 | 0 | 0 | 0 | 0 | 0 | 0 | 18,409 | 1,339,763 |

5. Expenditure (Cont'd)

| | | Unrestricted funds | | | | | | | Restricted funds | | | |
|--|------|---------------------|------------------------|---------------------|------------------------------------|------------------------------|----------------------------|-----------------------|----------------------|-----------------------------|-----------------------|--------------------|
| | | Designated funds | | | | | | | | | | |
| | | General fund S\$ | Investment fund S\$ | Sinking fund S\$ | Alumni student welfare fund S\$ | Children welfare fund S\$ | Client welfare fund S\$ | Equipment fund S\$ | Medicine fund S\$ | Education trust fund S\$ | Programme fund S\$ | Total funds S\$ |
| 2017 | Note | | | | | | | | | | | |
| Cost of generating funds | | | | | | | | | | | | |
| Amortisation of investments | 8 | 0 | 2,592 | 0 | 0 | 0 | 0 | 0 | 0 | 0 | 0 | 2,592 |
| Corporate social responsibility | | 7,920 | 0 | 0 | 0 | 0 | 0 | 0 | 0 | 0 | 8,299 | 16,219 |
| Designated expenses | | 55,330 | 0 | 0 | 48,744 | 0 | 347 | 0 | 0 | 16,000 | 27,189 | 147,610 |
| Donation expense | | 31,472 | 0 | 0 | 0 | 0 | 0 | 0 | 0 | 0 | 4,499 | 35,971 |
| Event and activity expense | | 418 | 0 | 0 | 0 | 0 | 0 | 0 | 0 | 0 | 0 | 418 |
| Fund-raising expenditure | | 225,075 | 0 | 0 | 0 | 0 | 0 | 0 | 0 | 0 | 16,574 | 241,649 |
| | | 320,215 | 2,592 | 0 | 48,744 | 0 | 347 | 0 | 0 | 16,000 | 56,561 | 444,459 |
| Cost of charitable activities | | | | | | | | | | | | |
| Activity expense | | 398,187 | 0 | 0 | 0 | 0 | 0 | 0 | 0 | 0 | 0 | 398,187 |
| Cost of sales | | 214,271 | 0 | 0 | 0 | 0 | 0 | 0 | 0 | 0 | 0 | 214,271 |
| Depreciation | 9 | 309,973 | 0 | 18,826 | 0 | 0 | 0 | 0 | 0 | 0 | 618,428 | 947,227 |
| Direct activity expenses | | | | | | | | | | | | |
| - Meals and refreshments | | 0 | 0 | 0 | 0 | 0 | 0 | 0 | 0 | 0 | 71,185 | 71,185 |
| - Medical and physical aids | | 0 | 0 | 0 | 0 | 0 | 0 | 0 | 0 | 0 | 22,043 | 22,043 |
| - Medical professional fee | | 0 | 0 | 0 | 0 | 0 | 0 | 0 | 0 | 0 | 433,796 | 433,796 |
| - Other expenses | | 92,508 | 0 | 0 | 0 | 0 | 0 | 0 | 0 | 0 | 24,180 | 116,688 |
| - Outings and activities | | 0 | 0 | 0 | 0 | 0 | 0 | 0 | 0 | 0 | 1,780 | 1,780 |
| - Training and teaching materials | | 16,106 | 0 | 0 | 0 | 0 | 0 | 0 | 0 | 0 | 47,306 | 63,412 |
| - Transportation | | 263 | 0 | 0 | 0 | 0 | 0 | 0 | 0 | 0 | 189,847 | 190,110 |
| - Uniform | | 0 | 0 | 0 | 0 | 0 | 0 | 0 | 0 | 0 | 7,181 | 7,181 |
| Fixed assets expensed | | 22,190 | 0 | 0 | 0 | 0 | 0 | 0 | 0 | 0 | 39,617 | 61,807 |
| Public education | | 5,065 | 0 | 0 | 0 | 0 | 0 | 0 | 0 | 0 | 257 | 5,322 |
| Rental | | | | | | | | | | | | |
| - Land and building | | 1,003,294 | 0 | 0 | 0 | 0 | 0 | 0 | 0 | 0 | 401,261 | 1,404,555 |
| - Equipment | | 21,741 | 0 | 0 | 0 | 0 | 0 | 0 | 0 | 0 | 19,271 | 41,012 |
| Staff costs | 12 | 1,507,055 | 0 | 0 | 0 | 0 | 0 | 0 | 0 | 0 | 4,687,624 | 6,194,679 |
| Upkeep, repairs and maintenance | | | | | | | | | | | | |
| - Aircon and lift | | 29,552 | 0 | 0 | 0 | 0 | 0 | 0 | 0 | 0 | 9,613 | 39,165 |
| - Building and landscaping | | 143,411 | 0 | 0 | 0 | 0 | 0 | 0 | 0 | 0 | 41,563 | 184,974 |
| - Equipment | | 18,974 | 0 | 0 | 0 | 0 | 0 | 0 | 0 | 0 | 23,482 | 42,456 |
| - General | | 16,729 | 0 | 0 | 0 | 0 | 0 | 0 | 0 | 0 | 34,866 | 51,595 |
| - Information technology | | 33,188 | 0 | 0 | 0 | 0 | 0 | 0 | 0 | 0 | 195 | 33,383 |
| - Kitchen and laundry equipment | | 2,690 | 0 | 0 | 0 | 0 | 0 | 0 | 0 | 0 | 14,648 | 17,338 |
| - Motor vehicles | | 19,994 | 0 | 0 | 0 | 0 | 0 | 0 | 0 | 0 | 57,862 | 77,856 |
| Cost of charitable activities (Cont'd) | | | | | | | | | | | | |
| Balance brought forward | | 3,855,191 | 0 | 18,826 | 0 | 0 | 0 | 0 | 0 | 0 | 6,746,005 | 10,620,022 |
| Utilities | | 141,932 | 0 | 0 | 0 | 0 | 0 | 0 | 0 | 0 | 218,720 | 360,652 |
| Others | | | | | | | | | | | | |
| - General expenses | | 20,603 | 0 | 0 | 0 | 0 | 0 | 0 | 0 | 0 | 11,715 | 32,318 |
| - License and subscription | | 19,284 | 0 | 0 | 0 | 0 | 0 | 0 | 0 | 0 | 14,047 | 33,331 |
| - Meeting expenses | | 9,744 | 0 | 0 | 0 | 0 | 0 | 0 | 0 | 0 | 577 | 10,321 |
| - Printing, stationery and postage | | 30,221 | 0 | 0 | 0 | 0 | 0 | 0 | 0 | 0 | 17,696 | 47,917 |
| - Telecommunication | | 38,202 | 0 | 0 | 0 | 0 | 0 | 0 | 0 | 0 | 27,707 | 65,909 |
| - Overseas travelling | | 0 | 0 | 0 | 0 | 0 | 0 | 0 | 0 | 0 | 21,447 | 21,447 |
| | | 4,115,177 | 0 | 18,826 | 0 | 0 | 0 | 0 | 0 | 0 | 7,057,914 | 11,191,917 |
| Governance and other administrative costs | | | | | | | | | | | | |
| Audit fees | | 21,098 | 0 | 0 | 0 | 0 | 0 | 0 | 0 | 0 | 7,597 | 28,695 |
| Bank charges | | 4,911 | 0 | 0 | 0 | 0 | 0 | 0 | 0 | 0 | 980 | 5,891 |
| Corporate social responsibility | | 36,239 | 0 | 0 | 0 | 0 | 0 | 0 | 0 | 0 | 0 | 36,239 |
| Loss on disposal of fixed assets | | 0 | 0 | 0 | 0 | 0 | 0 | 0 | 0 | 0 | 14,599 | 14,599 |
| Newspapers and periodicals | | 1,466 | 0 | 0 | 0 | 0 | 0 | 0 | 0 | 0 | 411 | 1,877 |
| Other professional fees | | 7,600 | 0 | 0 | 0 | 0 | 0 | 0 | 0 | 0 | 0 | 7,600 |
| Outsource IT service | | 46,285 | 0 | 0 | 0 | 0 | 0 | 0 | 0 | 0 | 0 | 46,285 |
| Recruitment | | 1,801 | 0 | 0 | 0 | 0 | 0 | 0 | 0 | 0 | 6,467 | 8,268 |
| Staff costs | 12 | 1,381,552 | 0 | 0 | 0 | 0 | 0 | 0 | 0 | 0 | 19,382 | 1,400,934 |
| Stamp duty | | 11,713 | 0 | 0 | 0 | 0 | 0 | 0 | 0 | 0 | 4,019 | 15,732 |
| | | 1,512,665 | 0 | 0 | 0 | 0 | 0 | 0 | 0 | 0 | 53,455 | 1,566,120 |

6. Cash and cash equivalents

| | 2018 S\$ | 2017 S\$ |
|--|-------------------|-------------------|
| Cash on hand | 12,300 | 11,300 |
| Cash in banks | 4,052,112 | 7,099,455 |
| Fixed deposits | <u>12,388,336</u> | <u>9,038,964</u> |
| | 16,452,748 | 16,149,719 |
| Pledged fixed deposits | <u>(375,689)</u> | <u>(534,275)</u> |
| Cash and cash equivalents for cash flow purposes | <u>16,077,059</u> | <u>15,615,444</u> |

Fixed deposits have maturity terms of 1 to 26 months (2017: 3 to 36 months) and interest rates ranging from 0.25% to 1.70% (2017: 0.25% to 1.70%) per annum.

Fixed deposit amounting to S\$325,689 (2017: S\$484,275) is pledged against the Banker's Guarantee in compliance to the tenancy agreement with Singapore Land Authority, which will expire on 14 March 2020 and 31 March 2020 (2017: 29 June 2017 and 29 June 2020).

Fixed deposit amounting to S\$50,000 (2017: S\$50,000) is pledged to an existing credit facility with a certain financial institution.

Long-term fixed deposits, excluding the pledged deposits, are included as cash and cash equivalents as these can be readily converted into cash without incurring significant penalty.

At the reporting date, the tenures of the fixed deposits are as follows:

| | 2018 S\$ | 2017 S\$ |
|-------------------|-------------------|------------------|
| Less than 1 month | 2,500,000 | 0 |
| 1 month to 1 year | 9,562,647 | 7,550,000 |
| More than 1 year | <u>325,689</u> | <u>1,488,964</u> |
| | <u>12,388,336</u> | <u>9,038,964</u> |

7. Trade and other receivables

| | 2018 S\$ | 2017 S\$ |
|-----------------------------------|----------------|----------------|
| Trade receivables | | |
| - Third parties | <u>22,354</u> | <u>28,075</u> |
| Other receivables | | |
| - Amount due from related parties | 3,652 | 274 |
| - Deposits paid | 20,659 | 97,322 |
| - Grants receivable | 718,763 | 473,272 |
| - Other receivables | 165,696 | 63,385 |
| - Prepayments | <u>62,312</u> | <u>56,104</u> |
| | 971,082 | 690,357 |
| - Allowance for bad debts | <u>(2,300)</u> | <u>(2,300)</u> |
| | <u>968,782</u> | <u>688,057</u> |
| | <u>991,136</u> | <u>716,132</u> |

Amount due from related parties are unsecured, interest-free, collectible on demand, and to be settled in cash.

At the reporting date, the carrying amounts of trade and other receivables approximate their fair value.

8. Investment in financial assets

| | 2018 S\$ | 2017 S\$ |
|---|------------------|------------------|
| Listed debt securities | | |
| - Bond with fixed interest of 3.08% and maturity date as at 12 September 2022 - Singapore | 502,842 | 503,474 |
| - Bond with fixed interest of 3.11% and maturity date as at 24 August 2026 - Singapore | 510,559 | 0 |
| - Bond with fixed interest of 3.10% and maturity date as at 24 July 2024 - Singapore | <u>762,415</u> | <u>764,374</u> |
| | <u>1,775,816</u> | <u>1,267,848</u> |

The movement of the investment in financial assets are as follows:

| | 2018 S\$ | 2017 S\$ |
|--|------------------|------------------|
| Beginning of financial year | 1,267,848 | 1,782,166 |
| Addition | 511,500 | 0 |
| Disposal | 0 | (511,726) |
| Amortisation during the financial year | 5 | (2,592) |
| Balance at end of financial year | <u>1,775,816</u> | <u>1,267,848</u> |

At the reporting date, the fair value of the above investment in financial assets are S\$1,762,235.

9. Property, plant and equipment

| | Beginning of financial year S\$ | Additions S\$ | (Written off/ Disposals) S\$ | Transfer to/(from) S\$ | End of financial year S\$ |
|----------------------------|--|------------------|------------------------------------|------------------------------|------------------------------------|
| 2018 | | | | | |
| Cost | | | | | |
| Aircon | 454,997 | 2,622 | 0 | 0 | 457,619 |
| Alarm and security system | 256,717 | 0 | (13,696) | 0 | 243,021 |
| Arts and music equipment | 6,065 | 0 | 0 | 0 | 6,065 |
| Building | 15,626,677 | 0 | 0 | 0 | 15,626,677 |
| Computer | 845,547 | 7,703 | 0 | 0 | 853,250 |
| Electrical and fittings | 225,900 | 0 | 0 | 0 | 225,900 |
| Furniture and equipment | 873,772 | 18,433 | (5,431) | 0 | 886,774 |
| Kitchen equipment | 158,877 | 2,800 | 0 | 0 | 161,677 |
| Laundry equipment | 58,407 | 0 | 0 | 0 | 58,407 |
| Motor vehicles | 641,924 | 18,998 | (56,745) | 0 | 604,177 |
| Physio / Medical equipment | 490,810 | 100,589 | 0 | 0 | 591,399 |
| Renovation | <u>2,266,154</u> | <u>5,890</u> | <u>(4,708)</u> | <u>0</u> | <u>2,267,336</u> |
| | <u>21,905,847</u> | <u>157,035</u> | <u>(80,580)</u> | <u>0</u> | <u>21,982,302</u> |

9. Property, plant and equipment (Cont'd)

| | Beginning of financial year S\$ | Depreciation S\$ | (Written off/ Disposals) S\$ | (Transfer) S\$ | End of financial year S\$ |
|---------------------------------|--|---------------------|------------------------------------|-------------------|------------------------------------|
| 2018 (Cont'd) | | | | | |
| Accumulated depreciation | | | | | |
| Aircon | 269,182 | 91,437 | 0 | 0 | 360,619 |
| Alarm and security system | 193,915 | 22,275 | (13,696) | 0 | 202,494 |
| Arts and music equipment | 6,065 | 0 | 0 | 0 | 6,065 |
| Building | 4,545,198 | 310,452 | 0 | 0 | 4,855,650 |
| Computer | 528,425 | 152,827 | 0 | 0 | 681,252 |
| Electrical and fittings | 160,657 | 26,867 | 0 | 0 | 187,524 |
| Furniture and equipment | 832,369 | 23,504 | (5,431) | 0 | 850,442 |
| Kitchen equipment | 134,215 | 11,207 | 0 | 0 | 145,422 |
| Laundry equipment | 58,407 | 0 | 0 | 0 | 58,407 |
| Motor vehicles | 466,374 | 105,316 | (56,745) | 0 | 514,945 |
| Physio / Medical equipment | 181,781 | 80,683 | 0 | 0 | 262,464 |
| Renovation | 1,271,746 | 167,050 | (4,708) | 0 | 1,434,088 |
| | <u>8,648,334</u> | <u>991,618</u> | <u>(80,580)</u> | <u>0</u> | <u>9,559,372</u> |

| | Beginning of financial year S\$ | End of financial year S\$ |
|----------------------------|--|------------------------------------|
| Carrying amount | | |
| Aircon | 185,815 | 97,000 |
| Alarm and security system | 62,802 | 40,527 |
| Arts and music equipment | 0 | 0 |
| Building | 11,081,479 | 10,771,027 |
| Computer | 317,122 | 171,998 |
| Electrical and fittings | 65,243 | 38,376 |
| Furniture and equipment | 41,403 | 36,332 |
| Kitchen equipment | 24,662 | 16,255 |
| Laundry equipment | 0 | 0 |
| Motor vehicles | 175,550 | 89,232 |
| Physio / Medical equipment | 309,029 | 328,935 |
| Renovation | 994,408 | 833,248 |
| | <u>13,257,513</u> | <u>12,422,930</u> |

| | Beginning of financial year S\$ | Additions S\$ | (Written off/ Disposals) S\$ | Transfer to/(from) S\$ | End of financial year S\$ |
|-------------------------------|--|------------------|------------------------------------|------------------------------|------------------------------------|
| 2017 | | | | | |
| Cost | | | | | |
| Aircon | 451,840 | 3,157 | 0 | 0 | 454,997 |
| Alarm and security system | 249,436 | 7,281 | 0 | 0 | 256,717 |
| Arts and music equipment | 6,065 | 0 | 0 | 0 | 6,065 |
| Building | 15,626,677 | 0 | 0 | 0 | 15,626,677 |
| Computer | 559,839 | 165,148 | (4,363) | 124,923 | 845,547 |
| Electrical and fittings | 219,180 | 6,720 | 0 | 0 | 225,900 |
| Furniture and equipment | 950,055 | 0 | (76,283) | 0 | 873,772 |
| Kitchen equipment | 152,938 | 5,939 | 0 | 0 | 158,877 |
| Laundry equipment | 58,407 | 0 | 0 | 0 | 58,407 |
| Motor vehicles | 678,726 | 49,218 | (86,020) | 0 | 641,924 |
| Physio / Medical equipment | 313,318 | 198,592 | (21,100) | 0 | 490,810 |
| Renovation | 2,097,029 | 135,869 | (28,900) | 62,156 | 2,266,154 |
| Renovation in progress | 187,079 | 0 | 0 | (187,079) | 0 |
| | <u>21,550,589</u> | <u>571,924</u> | <u>(216,666)</u> | <u>0</u> | <u>21,905,847</u> |

9. Property, plant and equipment (Cont'd)

| 2017 (Cont'd) | Beginning of financial year S\$ | Depreciation S\$ | (Written off/ Disposals) S\$ | (Transfer) S\$ | End of financial year S\$ |
|---------------------------------|--|---------------------|------------------------------------|-------------------|------------------------------------|
| Accumulated depreciation | | | | | |
| Aircon | 178,446 | 90,736 | 0 | 0 | 269,182 |
| Alarm and security system | 167,952 | 25,963 | 0 | 0 | 193,915 |
| Arts and music equipment | 6,029 | 36 | 0 | 0 | 6,065 |
| Building | 4,234,746 | 310,452 | 0 | 0 | 4,545,198 |
| Computer | 418,977 | 113,811 | (4,363) | 0 | 528,425 |
| Electrical and fittings | 131,367 | 29,290 | 0 | 0 | 160,657 |
| Furniture and equipment | 880,093 | 28,559 | (76,283) | 0 | 832,369 |
| Kitchen equipment | 121,303 | 12,912 | 0 | 0 | 134,215 |
| Laundry equipment | 47,698 | 10,709 | 0 | 0 | 58,407 |
| Motor vehicles | 488,825 | 63,569 | (86,020) | 0 | 466,374 |
| Physio / Medical equipment | 147,279 | 52,854 | (18,352) | 0 | 181,781 |
| Renovation | 1,080,459 | 208,336 | (17,049) | 0 | 1,271,746 |
| Renovation in progress | 0 | 0 | 0 | 0 | 0 |
| | <u>7,903,174</u> | <u>947,227</u> | <u>(202,067)</u> | <u>0</u> | <u>8,648,334</u> |
| | Beginning of financial year S\$ | | | | End of financial year S\$ |
| Carrying amount | | | | | |
| Aircon | 273,394 | | | | 185,815 |
| Alarm and security system | 81,484 | | | | 62,802 |
| Arts and music equipment | 36 | | | | 0 |
| Building | 11,391,931 | | | | 11,081,479 |
| Computer | 140,862 | | | | 317,122 |
| Electrical and fittings | 87,813 | | | | 65,243 |
| Furniture and equipment | 69,962 | | | | 41,403 |
| Kitchen equipment | 31,635 | | | | 24,662 |
| Laundry equipment | 10,709 | | | | 0 |
| Motor vehicles | 189,901 | | | | 175,550 |
| Physio / Medical equipment | 166,039 | | | | 309,029 |
| Renovation | 1,016,570 | | | | 994,408 |
| Renovation in progress | 187,079 | | | | 0 |
| | <u>13,647,415</u> | | | | <u>13,257,513</u> |

10 Trade and other payables

| | 2018 S\$ | 2017 S\$ |
|----------------------------------|------------------|------------------|
| Trade payables | | |
| - Third parties | 207,686 | 115,018 |
| Other payables | | |
| - Accruals | 727,861 | 1,073,457 |
| - Advance receipts | 125,053 | 99,792 |
| - Amount due to related parties | 118,969 | 105,346 |
| - Deposits received | 114,821 | 106,835 |
| - Grant received in advance | 620,982 | 670,639 |
| - Other creditor | 1,517 | 718 |
| - Provision for unutilised leave | 114,268 | 112,112 |
| | <u>2,031,157</u> | <u>2,283,917</u> |

Amount due to related parties are unsecured, interest-free, repayable on demand, and to be settled in cash.

11. Funds

11.1 Unrestricted funds

11.1.1 General fund

Prior to the adoption of CAS, grants received for the purchase of depreciable assets were taken to deferred capital grant accounts. The deferred grants were recognised in the statement of financial activities over the years necessary to match the depreciation of property, plant and equipment to which the grants relate.

With the adoption of CAS, the balance of deferred capital grant was recognised as General Reserves. This note shows the amount of deferred capital grant that was included in the General Reserves.

| | 2018 S\$ | 2017 S\$ |
|-----------------------------|-------------------|-------------------|
| Beginning of financial year | 11,280,055 | 11,724,824 |
| Amortised during the year | (418,348) | (444,769) |
| End of financial year | <u>10,861,707</u> | <u>11,280,055</u> |

11.1.2 Investment fund

On 28 September 1997, the Executive Management Committee resolved that 20% of the annual surplus should be transferred to this fund.

11.1.3 Project account reserve

This reserve is for setting up new centres and closing existing ones.

11.1.4 Sinking fund

This fund is for maintenance of the building property of Metta Building and all Centres. The 20% of annual surplus should be transferred to this fund.

11.1.5 Designated funds

This fund is composed of the following:

11.1.5.1 Children welfare fund

This fund is used to pay various expenses for the benefit of the Preschool's students.

11. Funds (Cont'd)

11.1 Unrestricted fund (Cont'd)

11.1.5 Designated funds (Cont'd)

11.1.5.2 Client welfare fund

This fund is used to pay various expenses for the benefit of the clients at Metta Day Activity Centre for the Intellectually Disabled and Metta Home Day Activity Centre.

11.1.5.3 Equipment fund

This fund is used to purchase electrical appliances and exercise equipment for the clients of Metta Day Rehabilitation Centre for the Elderly.

11.1.5.4 Medicine fund

This fund helps subsidise cost of medication and other pharmaceutical expenses of the clients of Metta Hospice Care Centre.

11.1.5.5 Alumni student welfare fund

This fund was known as the 'Alumni Welfare fund' in the prior years. This fund is to support Metta school's students and Alumni education, training, recreational, financial assistance programmes and other related expenses.

11.2 Restricted funds

11.2.1 Education trust fund

This fund is for the benefit of special needs children of Metta School and Alumni youths.

11.2.2 Programme fund

The programme fund is recurrent funding received from Ministry of Health, Ministry of Social & Family Development, NCSS ComChest and ToteBoard Social Service Fund. This fund is to defray the operational costs of running the Children Care, Disability Care and Medical Care, Alumni care and Care and share programmes.

Programme fund represents by cash and cash equivalents and other assets.

11.2.3 Community Silver Trust

Community Silver Trust (CST) is a matching grant of one dollar for every donation dollar raised by eligible organisations with proper governance and whose programmes are aligned with the Government's intermediate and long-term vision for the long-term care sector in Singapore, which will be provided by the CST.

The CST is managed jointly by the Ministry of Health ("MOH") and Ministry of Community Development, Youth and Sports ("MCYS") on behalf of the Trustees, which is a restricted fund.

11. Funds (Cont'd)

11.2 Restricted funds (Cont'd)

11.2.3 Community Silver Trust (cont'd)

The Community Silver Trust provides funding for various designated activities organised by the Association.

| | Note | 2018 S\$ | 2017 S\$ |
|--|------|------------------|------------------|
| Balance at beginning of financial year | | 458,572 | 263,121 |
| Additions | 4 | 30,967 | 677,427 |
| Less: Capital expenditure | | (92,465) | (72,236) |
| Less: Operating expenditure | | <u>(206,655)</u> | <u>(409,740)</u> |
| Balance at end of financial year | | <u>190,419</u> | <u>458,572</u> |

11.2.4 Care and share

Care and Share fund is a matching grant from Ministry of Social and Family Development ("MSF"), where eligible donations raised by the Association are matched dollar-for-dollar by the government, received in advance from National Council of Social Service. The matched fund goes towards building the Association's capabilities and capacity in the provision of social services and programmes for its beneficiaries. The fund is restricted and any unused funds for programmes that are withdrawn or terminated prematurely may be clawed back by MSF.

The Care & Share matching grant provides funding for various designated activities organised by the Association.

| | Note | 2018 S\$ | 2017 S\$ |
|--|------|------------------|------------------|
| Balance at beginning of financial year | | 342,996 | 0 |
| Additions | 4 | 352,444 | 1,350,000 |
| Less: Capital expenditure | | (17,869) | (395,254) |
| Less: Operating expenditure | | <u>(324,498)</u> | <u>(611,750)</u> |
| Balance at end of financial year | | <u>353,073</u> | <u>342,996</u> |

12. Staff costs

| | Note | 2018 S\$ | 2017 S\$ |
|-------------------------------|------|------------------|------------------|
| CPF/SDL and FWL contributions | | 973,690 | 986,745 |
| Salaries and bonuses | | 5,940,878 | 6,174,557 |
| Staff benefits | | 253,970 | 283,410 |
| Staff welfare | | <u>122,853</u> | <u>150,901</u> |
| | | <u>7,291,391</u> | <u>7,595,613</u> |

The staff costs were allocated as follows:

| | | | |
|-------------------------------------|---|------------------|------------------|
| Costs of charitable activities | 5 | 6,037,691 | 6,194,679 |
| Governance and administrative costs | 5 | <u>1,253,700</u> | <u>1,400,934</u> |
| | | <u>7,291,391</u> | <u>7,595,613</u> |

13. Operating lease commitments

As at the reporting date, the Association has commitments for future minimum lease payments in respect of premises and equipment under non-cancellable operating leases as follows:

| | 2018 S\$ | 2017 S\$ |
|---|------------------|------------------|
| Rental of land | | |
| Within one year | 1,371,086 | 1,371,086 |
| Later than one year but not later than five years | <u>1,357,477</u> | <u>2,727,246</u> |
| | <u>2,728,563</u> | <u>4,098,332</u> |
| Rental of equipment | | |
| Within one year | 31,445 | 39,163 |
| Later than one year but not later than five years | <u>97,662</u> | <u>36,343</u> |
| | <u>129,107</u> | <u>75,506</u> |

The above operating lease commitments are based on known rental rates as at the date of this report and do not include any revision in rates which may be determined by the lessor.

14. Income tax expense

The Association is registered as a charity organisation under Charities Act, Chapter 37. As an approved charity, it is exempt from income tax under Section 13(1) (zm) of the Income Tax Act.

15. Related party transactions

The Association had transactions with related parties on terms agreed between the parties as follows:

| | 2018 | 2017 |
|--|----------|---------------|
| Related parties with common key management executive committee | S\$ | S\$ |
| Income received | 209,486 | 201,558 |
| Expenses paid by Association on behalf of the related party | 15,506 | 20,787 |
| Income received by Association on behalf of the related party | 164,070 | 315,305 |
| Expenses paid by related party on behalf of the Association | <u>0</u> | <u>46,343</u> |

In prior year, two of the Executive Management Committee members received honorariums and travelling allowance for services rendered during fundraising activities totalling to S\$9,126. Other members did not receive any remuneration during the financial year.

15. Related party transactions (Cont'd)

The number of highest paid staff in the respective remuneration bands is as follows:

| | 2018 No. of personnel | 2017 No. of personnel |
|---------------------------------|-----------------------------|-----------------------------|
| Remuneration band | | |
| Between S\$150,001 to \$200,000 | 2 | 0 |
| Between S\$100,001 to \$150,000 | <u>0</u> | <u>4</u> |

Key management personnel compensation

The key management personnel are those persons having authority and responsibility for planning, directing and controlling the activities of the Association. The Key management personnel for the reporting period are comprise of the Deputy Director, Deputy Executive Director, Executive Director, Senior Managers and Executive Management Committee members.

Key management personnel compensation for the financial year is as follows:

| | 2018 S\$ | 2017 S\$ |
|---|----------------|------------------|
| Salaries and other short-term employee benefits | 681,760 | 913,552 |
| Post-employment benefits – contribution to CPF | <u>98,220</u> | <u>118,812</u> |
| | <u>779,980</u> | <u>1,032,364</u> |

None of the Management Committee members received remuneration for their contributions as Management Committee except as disclosed above.

16. Management of conflict of interest

Executive Management Committee members are required to disclose any interest that they may have, whether directly or indirectly, that the Association may enter into or in any organisations that the Association has dealings with or is considering dealing with; and any personal interest accruing to him as one of the Association's supplier, user of services or beneficiary. Should there be any potential conflict of interest, the affected Executive Management Committee member may not vote on the issue that was the subject matter of the disclosure. Detailed minutes will be taken on the disclosure as well as the basis for arriving at the final decision in relation to the issue at stake.

17. Fund management

The primary objective of the Association is to ensure it maintains sufficient cash in order to support its activities. Its approach to management of funds is to balance the allocation of cash and the incurrence of debt. Available cash is deployed primarily to cover operational requirements.

18. Reserve policy and position

The Association's reserve position at the reporting is as follows:

| | | 2018 | 2017 (Restated) | Increase / (Decrease) |
|---|--|---------|--------------------|--------------------------|
| | | S\$'000 | S\$'000 | % |
| A | Unrestricted Funds | | | |
| | Accumulated general funds | 25,444 | 24,997 | 1.79 |
| | Investment fund | 3,208 | 3,061 | 4.80 |
| | Project account reserve | 1,517 | 1,517 | 0.00 |
| | Sinking fund | 4,820 | 4,628 | 4.15 |
| | Total | 34,989 | 34,203 | 2.30 |
| B | Restricted or Designated Funds | | | |
| | Designated Funds | 414 | 446 | (7.17) |
| | Restricted Funds | (5,788) | (5,537) | (4.53) |
| C | Total Funds | 29,616 | 29,112 | 1.73 |
| D | Total Annual Operating Expenditure | 12,519 | 13,202 | (5.17) |
| E | Ratio of Funds to Annual Operating Expenditure (A/D) | 2.79 | 2.59 | |

Reference:

- C. Total Funds include unrestricted and restricted / designated funds.
- D. Total Annual Operating Expenditure includes expenses related to Cost of generating funds, Cost of Charitable Activities and Governance and Other Administrative costs.

The Association's reserve policy is as follows:

The maximum operating reserves shall be five (5) years of annual operating expenditure.

19. Comparative information

During 2018, the Association reclassified the management fee recharged to the Centres from general fund to programme fund to reflect the way in which the expenses are derived from its use. Consequently, comparative amounts in the statement of financial activities and statement of financial position were restated for consistency.

The restatements made to the financial statements for the year ended 1 April 2016 is summarised as follows:

| As at 1 April 2016 | Previously stated S\$ | Restatements S\$ | As restated S\$ |
|--|-----------------------------|---------------------|--------------------|
| Statement of financial position / statement of financial activities | | | |
| FUNDS | | | |
| Unrestricted funds | | | |
| General fund | 8,559,768 | 17,368,999 | 25,928,767 |
| Restricted funds | | | |
| Programme fund | 9,352,000 | (17,368,999) | (8,016,999) |
| Total funds | <u>17,911,768</u> | <u>0</u> | <u>17,911,768</u> |

20. Authorisation of financial statements

These financial statements were authorised for issue in accordance with a resolution of the Executive Management Committee on 4 September 2018.

慈光学校 财政报告

这部分只以英语呈报

截止2018年3月31日

| | |
|---|------|
| School Management Committee's Statement | 9.30 |
| Independent Auditor's Report | 9.31 |
| Statement of Financial Position | 9.33 |
| Statement of Financial Activities | 9.34 |
| Statement of Cash Flows | 9.39 |
| Statement of Monthly Student Enrolment Eligible for Funding | 9.40 |
| Statement of Monthly Student Enrolment for International Students | 9.41 |
| Notes to the Financial Statements | 9.42 |

SCHOOL MANAGEMENT COMMITTEE'S STATEMENT

The School Management Committee presents this statement together with the audited financial statements of Metta School (the "School") for the financial year ended 31 March 2018.

Opinion Of The School Management Committee

In the opinion of the School Management Committee,

- (a) the accompanying financial statements are drawn up in accordance with the provisions of the Singapore Charities Act, Chapter 37 (the "Charities Act") and Charities Accounting Standards ("CAS") so as to give a true and fair view of the state of affairs of the School as at 31 March 2018, and the financial performance and cash flows of the School for the financial year ended on that date; and
- (b) the accounting and other records required by the Charities Act to be kept by the School have been properly kept in accordance with the provisions of the Charities Act; and
- (c) at the date of this statement, there are reasonable grounds to believe that the School will be able to pay its debts as and when they fall due.

School Mangement Committee


The School Management Committee, comprising the following, has on the date of this statement, approved and authorised these financial statements for issue.

Venerable Shi Pu En Chairman
 Ee Tiang Hwee Supervisor
 So Kah Lay Secretary
 Lim Yew Si Honorary Treasurer
 Lau Swee Eng, Marilyn Member
 Poh Yong Meng, Stephen Member
 Venerable Shi You Guang Member
 Lee Hak Boon Member nominated by Ministry of Education and/or the National Council of Social Services
 Wong Geok Mei Representative from Ministry of Education

Independent Auditor

The independent auditor, UHY Lee Seng Chan & Co, has expressed its willingness to accept the reappointment.


On behalf of the School Management Committee,



Venerable Shi Pu En
Chairman



Ee Tiang Hwee
Supervisor



Lim Yew Si
Honorary Treasurer

Singapore
6 August 2018

INDEPENDENT AUDITOR'S REPORT TO THE MEMBERS OF METTA SCHOOL

Report on the Audit of the Financial Statements

Opinion

We have audited the accompanying financial statements of Metta School (the School), which comprise the statement of financial position of the School as at 31 March 2018, the statement of financial activities, statement of cash flows of the School and statement of monthly student enrolment eligible for funding for the financial year then ended, and notes to the financial statements, including a summary of significant accounting policies.

In our opinion, the accompanying financial statements are properly drawn up in accordance with the provisions of the Singapore Charities Act, Chapter 37 (the Charities Act) and Charities Accounting Standard (CAS) so as to present fairly, in all material respects, the state of affairs of the School as at 31 March 2018 and of the income and expenditure and cash flows of the School for the financial year ended on that date.

Basis for Opinion

We conducted our audit in accordance with Singapore Standards on Auditing (SSAs). Our responsibilities under those standards are further described in the Auditor's Responsibilities for the Audit of the Financial Statements section of our report. We are independent of the School in accordance with the Accounting and Corporate Regulatory Authority (ACRA) Code of Professional Conduct and Ethics for Public Accountants and Accounting Entities (ACRA Code) together with the ethical requirements that are relevant to our audit of the financial statements in Singapore, and we have fulfilled our other ethical responsibilities in accordance with these requirements and the ACRA Code. We believe that the audit evidence we have obtained is sufficient and appropriate to provide a basis for our opinion.

Other Matter

The financial statements for the financial year ended 31 March 2017 were audited by another independent auditor whose report dated 22 August 2017 expressed an unqualified opinion on those financial statements.

Other Information

Management is responsible for the other information. The other information comprises the information included in the School Management Committee's Statement set out on page 9.30.

Our opinion on the financial statements does not cover the other information and we do not express any form of assurance conclusion thereon.

In connection with our audit of the financial statements, our responsibility is to read the other information and, in doing so, consider whether the other information is materially inconsistent with the financial statements or our knowledge obtained in the audit, or otherwise appears to be materially misstated. If, based on the work we have performed, we conclude that there is a material misstatement of this other information, we are required to report that fact. We have nothing to report in this regard.

Responsibilities of Management Committee for the Financial Statements

Management committee is responsible for the preparation of financial statements that give a true and fair view in accordance with the provisions of the Charities Act and CAS, and for devising and maintaining a system of internal accounting controls sufficient to provide a reasonable assurance that assets are safeguarded against loss from unauthorised use or disposition; and transactions are properly authorised and that they are recorded as necessary to permit the preparation of true and fair financial statements and to maintain accountability of assets.

In preparing the financial statements, management committee is responsible for assessing the School's ability to continue as a going concern, disclosing, as applicable, matters related to going concern and using the going concern basis of accounting unless management either intends to liquidate the School or to cease operations, or has no realistic alternative but to do so.

The management committee's responsibilities include overseeing the School's financial reporting process.

Auditor's Responsibilities for the Audit of the Financial Statements

Our objectives are to obtain reasonable assurance about whether the financial statements as a whole are free from material misstatement, whether due to fraud or error, and to issue an auditor's report that includes our opinion. Reasonable assurance is a high level assurance, but is not a guarantee that an audit conducted in accordance with SSAs will always detect a material misstatement when it exists. Misstatements can arise from fraud or error and are considered material if, individually or in the aggregate, they could reasonably be expected to influence the economic decisions of users taken on the basis of these financial statements.

As part of an audit in accordance with SSAs, we exercise professional judgement and maintain professional scepticism throughout the audit. We also:

- Identify and assess the risks of material misstatement of the financial statements, whether due to fraud or error, design and perform audit procedures responsive to those risks, and obtain audit evidence that is sufficient and appropriate to provide a basis for our opinion. The risk of not detecting a material misstatement resulting from fraud is higher than for one resulting from error, as fraud may involve collusion, forgery, intentional omissions, misrepresentations, or the override of internal control.
- Obtain an understanding of internal control relevant to the audit in order to design audit procedures that are appropriate in the circumstances, but not for the purpose of expressing an opinion on the effectiveness of the School's internal control.
- Evaluate the appropriateness of accounting policies used and the reasonableness of accounting estimates and related disclosures made by management.
- Conclude on the appropriateness of management committee's use of the going concern basis of accounting and, based on the audit evidence obtained, whether a material uncertainty exists related to events or conditions that may cast significant doubt on the School's ability to continue as a going concern. If we conclude that a material uncertainty exists, we are required to draw attention in our auditor's report to the related disclosures in the financial statements or, if such disclosures are inadequate, to modify our opinion. Our conclusions are based on the audit evidence obtained up to the date of our auditor's report. However, future events or conditions may cause the School to cease to continue as a going concern.
- Evaluate the overall presentation, structure and content of the financial statements, including the disclosures, and whether the financial statements represent the underlying transactions and events in a manner that achieves fair presentation.

We communicate with the management committee regarding, among other matters, the planned scope and timing of the audit and significant audit findings, including any significant deficiencies in internal control that we identify during our audit.

Report on Other Legal and Regulatory Requirements

In our opinion, the accounting and other records have been properly kept in accordance to the Rules and Regulations issued by the Ministry of Education (MOE) and the National Council of Social Service (NCSS), as well as of any agreement signed with the MOE and NCSS.

During the course of our audit, nothing has come to our attention that caused us to believe that during the financial year:

- (i) the receipt, expenditure and investment of monies; and
- (ii) the acquisition and disposal of assets by the school;

have not been carried out in accordance to the Rules and Regulations issued by the MOE and the NCSS, as well as of any agreement signed with the MOE and NCSS; nor that

- (iii) the donations and other receipts of the school were not used for approved projects and the purposes intended.



UHY Lee Seng Chan & Co
Public Accountants and
Chartered Accountants

Singapore
6 August 2018

STATEMENT OF FINANCIAL POSITION

31 March 2018

| | Note | 2018 \$ | 2017 \$ |
|---|-------|-------------------|-------------------|
| ASSETS | | | |
| Current assets | | | |
| Cash and cash equivalents | 4 | 15,885,736 | 15,704,318 |
| Other receivables | 5 | 416,443 | 184,593 |
| | | <u>16,302,179</u> | <u>15,888,911</u> |
| Non-current assets | | | |
| Other receivables | 5 | - | 70,875 |
| Property, plant and equipment | 6 | 13,147,578 | 13,512,316 |
| | | <u>13,147,578</u> | <u>13,583,191</u> |
| Total assets | | <u>29,449,757</u> | <u>29,472,102</u> |
| LIABILITIES | | | |
| Current liabilities | | | |
| Other payables and accrued expenses | 7 | 554,963 | 534,476 |
| Total liabilities | | <u>554,963</u> | <u>534,476</u> |
| NET ASSETS | | <u>28,894,794</u> | <u>28,937,626</u> |
| FUNDS | | | |
| Unrestricted fund | | | |
| Building repairs and refurbishment fund | 8 | 1,100 | - |
| Student welfare fund | 9 | 11,656 | 12,866 |
| | | <u>12,756</u> | <u>12,866</u> |
| Restricted funds | | | |
| Accumulated general fund | 10(a) | 22,765,804 | 22,678,715 |
| Additional training vote fund | 10(b) | 199 | 2,192 |
| Curriculum enhancement fund | 10(c) | 2,543 | 155 |
| Discretionary financial assistance | 10(d) | 208 | - |
| Edusave grant | 10(e) | 422 | 5,347 |
| Financial assistance fund | 10(f) | 15 | 15 |
| High needs grant | 10(g) | 22,079 | 1,237 |
| ICT development grant | | | |
| - ICT manpower grant | 10(h) | 151 | 309 |
| - ICT equipment and services grant | 10(i) | 360 | 1,067 |
| Opportunity fund | 10(j) | 26,244 | 26,778 |
| Project fund | 10(k) | 1,626,563 | 1,653,308 |
| Public transport subsidy | 10(l) | 1,370 | 900 |
| School building fund - extension | 10(m) | 157,651 | 163,396 |
| School-to-work (S2W) fund | 10(n) | 335 | 335 |
| Sinking fund | 10(o) | 2,541,818 | 2,569,687 |
| MOE-NCSS innovation award fund | 10(p) | - | 5,000 |
| Staff training vote fund | 10(q) | 30,968 | 97,807 |
| Student assistance fund | 10(r) | 1,702,953 | 1,716,157 |
| Trailblazer fund | 10(s) | 2,355 | 2,355 |
| Contract teaching | 10(t) | - | - |
| MOE secondment fund | 10(u) | - | - |
| Parent support group fund | 10(v) | - | - |
| School meals programme | 10(w) | - | - |
| SPED financial assistance scheme | 10(x) | - | - |
| Student achievement award | 10(y) | - | - |
| | | <u>28,882,038</u> | <u>28,924,760</u> |
| TOTAL FUNDS | | <u>28,894,794</u> | <u>28,937,626</u> |

The accompanying notes form part of these financial statements

慈光福利協會

STATEMENT OF FINANCIAL ACTIVITIES
31 March 2018

| | Unrestricted fund | | | Restricted funds | | | | | | | | | | | | | | | | | | | TOTAL FUNDS | | | | | | | | |
|--|---------------------------------------|----------------------|-------------------------|--------------------------|---------------------------------------|-------------------------------------|--|---------------|---------------------------|--------------------------|--|----------------------------------|------------------|--------------|----------------------------------|----------------------------------|----------|--------------|---------------------------|----------------------------------|-------------------------|-----------------|-------------|-------------------|---------------------|---------------------------|------------------------|--|---------------------------|-----------------------|--|
| | Building repairs & refurbishment fund | Student welfare fund | Total unrestricted fund | Accumulated General Fund | Additional training vote fund ("ATV") | Curriculum enhancement fund ("CEF") | Discretionary financial assistance ("DFA") | Edusave grant | Financial assistance fund | High needs grant ("HNG") | ICT development fund ICT manpower grant | ICT equipment and services grant | Opportunity fund | Project fund | Public transport subsidy ("PTS") | School building fund - extension | S2W fund | Sinking fund | MOE-NCSS innovation award | Staff training vote fund ("STV") | Student assistance fund | Tailblazer fund | | Contract teaching | MOE secondment fund | Parent support group fund | School meals programme | SPED financial assistance scheme ("FAS") | Student achievement award | Total restricted fund | |
| | \$ | \$ | \$ | \$ | \$ | \$ | \$ | \$ | \$ | \$ | \$ | \$ | \$ | \$ | \$ | \$ | \$ | \$ | \$ | \$ | \$ | \$ | \$ | \$ | \$ | \$ | \$ | \$ | \$ | | |
| ISC housekeeping | - | - | - | 670 | - | - | - | - | - | - | - | - | - | - | - | - | - | - | - | - | - | - | - | - | - | - | - | - | 670 | 670 | |
| JSD expenses | - | - | - | 7,759 | - | - | - | - | - | - | - | - | - | - | - | - | - | - | - | - | - | - | - | - | - | - | - | - | 7,759 | 7,759 | |
| Materials & resources | - | - | - | 34,060 | - | - | - | - | - | - | - | - | - | - | - | - | - | - | - | - | - | - | - | - | - | - | - | - | 34,060 | 34,060 | |
| Miscellaneous expenses | - | - | - | 138 | - | - | - | - | - | - | - | - | - | - | - | - | - | - | - | - | - | - | - | - | - | - | - | - | 138 | 138 | |
| MOE Toteboard art grant | - | - | - | 9,000 | - | - | - | - | - | - | - | - | - | - | - | - | - | - | - | - | - | - | - | - | - | - | - | - | 9,000 | 9,000 | |
| MOE student achievement award expenses | - | - | - | 2,700 | - | - | - | - | - | - | - | - | - | - | - | - | - | - | - | - | - | - | - | - | - | - | 35,500 | 38,200 | 38,200 | | |
| National education activities | - | - | - | 2,599 | - | - | - | - | - | - | - | - | - | - | - | - | - | - | - | - | - | - | - | - | - | - | - | - | 2,599 | 2,599 | |
| Occupational therapist resources | - | - | - | 12 | - | - | - | - | - | - | - | - | - | - | - | - | - | - | - | - | - | - | - | - | - | - | - | - | 12 | 12 | |
| Outsource services for approved position - trainer | - | - | - | 236,273 | - | - | - | - | - | - | - | - | - | - | - | - | - | - | - | - | - | - | - | - | - | - | - | - | 236,273 | 236,273 | |
| Parents' session/workshop | - | - | - | 2,224 | - | - | - | - | - | - | - | - | - | - | - | - | - | - | - | - | - | - | - | - | - | 2,500 | - | - | 4,724 | 4,724 | |
| PE equipment | - | - | - | 871 | - | - | - | - | - | - | - | - | - | - | - | - | - | - | - | - | - | - | - | - | - | - | - | - | 871 | 871 | |
| Programme events & activities | - | - | - | 103,916 | - | - | - | - | - | - | - | - | - | - | - | - | - | - | - | - | - | - | - | - | - | - | - | - | 103,916 | 103,916 | |
| Programme camps & trips | - | - | - | 39,796 | - | - | - | - | - | - | - | - | - | - | - | - | - | - | - | - | - | - | - | - | - | - | - | - | 39,796 | 39,796 | |
| PVA CCA instructor fees | - | - | - | 187,188 | - | - | - | 29,725 | - | - | - | - | 10,550 | - | - | - | - | - | - | - | - | - | - | - | - | - | - | - | 227,463 | 227,463 | |
| PVA CCA materials | - | - | - | 165,178 | - | - | - | - | - | - | - | - | 67 | - | - | - | - | - | - | - | - | - | - | - | - | - | - | - | 165,245 | 165,245 | |
| PVA CCA | - | - | - | 26,180 | - | - | - | - | - | - | - | - | - | - | - | - | - | - | - | - | - | - | - | - | - | - | - | - | 26,180 | 26,180 | |
| Psychologist resources | - | - | - | 2,017 | - | - | - | - | - | - | - | - | - | - | - | - | - | - | - | - | - | - | - | - | - | - | - | - | 2,017 | 2,017 | |
| School events & activities | - | - | - | 71,749 | - | - | - | - | - | - | - | - | - | - | - | - | - | - | - | - | - | - | - | - | - | - | - | - | 71,749 | 71,749 | |
| School uniforms | - | - | - | 15,194 | - | - | - | - | - | - | - | - | - | - | - | - | - | - | - | - | - | - | - | - | - | - | - | - | 16,427 | 16,427 | |
| Student transport public transport | - | - | - | - | - | - | - | - | - | - | - | - | - | - | - | - | - | - | - | - | - | 1,233 | - | - | - | - | - | - | 3,295 | 3,295 | |
| Student transport school bus | - | - | - | - | - | - | - | - | - | - | - | - | - | - | - | - | - | - | - | - | - | 5,378 | - | - | - | - | - | - | 5,378 | 5,378 | |
| SG Enable transport subsidy expenses | - | - | - | 88,382 | - | - | - | - | - | - | - | - | - | - | - | - | - | - | - | - | - | - | - | - | - | - | - | - | 88,382 | 88,382 | |
| Social worker resources | - | - | - | 271 | - | - | - | - | - | - | - | - | - | - | - | - | - | - | - | - | - | - | - | - | - | - | - | - | 271 | 271 | |
| Speech & language therapist resources | - | - | - | 766 | - | - | - | - | - | - | - | - | - | - | - | - | - | - | - | - | - | - | - | - | - | - | - | - | 766 | 766 | |
| Stationery | - | - | - | 9,258 | - | - | - | - | - | - | - | - | - | - | - | - | - | - | - | - | - | 780 | - | - | - | - | - | - | 10,038 | 10,038 | |
| Student leadership activities | - | - | - | 19,546 | - | - | - | - | - | - | - | - | - | - | - | - | - | - | - | - | - | - | - | - | - | - | - | - | 19,546 | 19,546 | |
| Student assistance fund expenses MS | - | - | - | - | - | - | - | - | - | - | - | - | - | - | - | - | - | - | - | - | 2,518 | - | - | - | - | - | - | - | 2,518 | 2,518 | |
| Student general expenses | - | - | - | 280 | - | - | - | - | - | - | - | - | - | - | - | - | - | - | - | - | - | - | - | - | - | - | - | - | 280 | 280 | |
| Student meals | - | - | - | 153,133 | - | - | - | - | - | - | - | - | - | - | - | - | - | - | - | - | - | - | - | - | - | - | - | - | 153,133 | 153,133 | |
| Student transport school outing | - | - | - | 14,402 | - | - | - | - | - | - | - | - | - | - | - | - | - | - | - | - | - | - | - | - | - | - | - | - | 14,402 | 14,402 | |
| Staff salaries (Note 11) | - | - | - | 4,783,066 | - | - | - | - | - | - | - | - | - | - | - | - | - | - | - | - | - | - | - | 105,449 | - | - | - | - | 4,888,515 | 4,888,515 | |
| Staff bonus (Note 11) | - | - | - | 1,812,623 | - | - | - | - | - | - | - | - | - | - | - | - | - | - | - | - | - | - | - | - | - | - | - | - | 1,812,623 | 1,812,623 | |
| Staff CPF/SDF (Note 11) | - | - | - | 770,467 | - | - | - | - | - | - | - | - | - | - | - | - | - | - | - | - | - | - | 17,930 | - | - | - | - | - | 788,397 | 788,397 | |
| Staff transport (Note 11) | - | - | - | 1,848 | - | - | - | - | - | - | - | - | - | - | - | - | - | - | - | - | - | - | - | - | - | - | - | - | 1,848 | 1,848 | |
| Staff welfare & benefits medical (Note 11) | - | - | - | 88,226 | - | - | - | - | - | - | - | - | - | - | - | - | - | - | - | - | - | - | - | - | - | - | - | - | 88,226 | 88,226 | |
| Staff welfare & benefits others (Note 11) | - | - | - | 57,214 | - | - | - | - | - | - | - | - | - | - | - | - | - | - | - | - | - | - | - | - | - | - | - | - | 57,214 | 57,214 | |
| GOVERNANCE AND OTHER ADMINISTRATIVE COSTS | | | | | | | | | | | | | | | | | | | | | | | | | | | | | | | |
| Audit fee | - | - | - | 15,000 | - | - | - | - | - | - | - | - | - | - | - | - | - | - | - | - | - | - | - | - | - | - | - | - | 15,000 | 15,000 | |
| Bank charges | - | - | - | 1,230 | - | - | - | - | - | - | - | - | - | - | - | - | - | - | - | - | - | - | - | - | - | - | - | - | 1,230 | 1,230 | |
| Depreciation expenses | - | - | - | 590,515 | - | - | - | - | - | - | - | - | - | - | - | - | - | - | - | - | - | - | - | - | - | - | - | - | 590,515 | 590,515 | |
| Depreciation expenses designated usage | - | - | - | - | - | - | - | - | - | - | - | - | - | 26,745 | - | 5,745 | - | 9,914 | - | - | - | - | - | - | - | - | - | - | 42,404 | 42,404 | |
| Disposal of fixed assets | - | - | - | 712 | - | - | - | - | - | - | - | - | - | - | - | - | - | - | - | - | - | - | - | - | - | - | - | - | 712 | 712 | |
| Insurance | - | - | - | 8,945 | - | - | - | - | - | - | - | - | - | - | - | - | - | - | - | - | - | - | - | - | - | - | - | - | 8,945 | 8,945 | |
| License fees | - | - | - | 8,156 | - | - | - | - | - | - | - | - | - | - | - | - | - | - | - | - | - | - | - | - | - | - | - | - | 8,156 | 8,156 | |
| Maintenance of IT equipments | - | - | - | 4,159 | - | - | - | - | - | - | - | - | - | - | - | - | - | - | - | - | - | - | - | - | - | - | - | - | 4,159 | 4,159 | |
| Maintenance of other equipments | - | - | - | 29,815 | - | - | - | - | - | - | - | - | - | - | - | - | - | - | - | - | | | | | | | | | | | |

慈光福利協會

STATEMENT OF CASH FLOWS

Financial year ended 31 March 2018

| | Note | 2018 \$ | 2017 \$ |
|---|------|------------|------------|
| Cash flows from operating activities | | | |
| Net (expenditure)/income | | (82,077) | 260,065 |
| Adjustments for: | | | |
| Annual adjustment for prior financial year | | 39,245 | 20,697 |
| Depreciation of property, plant and equipment | | 632,918 | 760,149 |
| Gain on disposal of property, plant and equipment | | (138) | (1,282) |
| Property, plant and equipment written off | | 712 | 237 |
| Interest income | | (113,735) | (119,185) |
| Operating profit before working capital changes | | 476,925 | 920,681 |
| Changes in working capital | | | |
| Other receivables | | (131,029) | 122,832 |
| Other payables and accrued expenses | | 20,487 | 103,867 |
| Net cash from operating activities | | 366,383 | 1,147,380 |
| Cash flows from investing activities | | | |
| Purchase of property, plant and equipment | | (268,894) | (320,042) |
| Proceeds from disposal of property, plant and equipment | | 140 | 1,291 |
| Overprovision of cost of property, plant and equipment | | - | 4,352 |
| Interest received | | 83,789 | 145,659 |
| Net cash used in investing activities | | (184,965) | (168,740) |
| Net change in cash and cash equivalents | | 181,418 | 978,640 |
| Cash and cash equivalents at beginning of financial year | | 15,704,318 | 14,725,678 |
| Cash and cash equivalents at end of financial year | 4 | 15,885,736 | 15,704,318 |

The accompanying notes form part of these financial statements

STATEMENT OF MONTHLY STUDENT ENROLMENT ELIGIBLE FOR FUNDING

Financial year ended 31 March 2018

| FY2018 | (a) Number of students under each disability group | | | | (b) Number of students under vocational tracks | | | Total number of students (c = a + b) |
|----------------|--|---------|-----|-------|--|---------|-------|---|
| | MID (J) | MID (S) | ASD | Total | VOC-MID | VOC-ASD | Total | |
| April 2017 | 62 | 81 | 109 | 252 | 105 | 16 | 121 | 373 |
| May 2017 | 64 | 80 | 109 | 253 | 104 | 16 | 120 | 373 |
| June 2017 | 64 | 80 | 109 | 253 | 104 | 16 | 120 | 373 |
| July 2017 | 64 | 81 | 110 | 255 | 104 | 16 | 120 | 375 |
| August 2017 | 65 | 82 | 110 | 257 | 104 | 16 | 120 | 377 |
| September 2017 | 65 | 82 | 110 | 257 | 104 | 16 | 120 | 377 |
| October 2017 | 65 | 81 | 110 | 256 | 103 | 16 | 119 | 375 |
| November 2017 | 65 | 81 | 110 | 256 | 103 | 16 | 119 | 375 |
| December 2017 | 65 | 81 | 110 | 256 | 103 | 16 | 119 | 375 |
| January 2018 | 64 | 84 | 119 | 267 | 104 | 17 | 121 | 388 |
| February 2018 | 64 | 86 | 118 | 268 | 103 | 17 | 120 | 388 |
| March 2018 | 64 | 86 | 119 | 269 | 102 | 17 | 119 | 388 |

Students are eligible for funding as on the first day of every month if they are Singapore Citizens or Permanent Residents, receive education in a Government-funded special education school and are either:

- (a) Aged 6 to 17 years (as at 1 Jan); or
- (b) Aged 18 to 20 years (as at 1 Jan) and pursuing vocational certification programme in Metta School.

Separate column to be provided for each disability group, which are described as follow:

MID (J) refers to students under mild intellectual disability within the age group of 6 to 11 years as at 1 January.

MID (S) refers to students under mild intellectual disability within the age group of 12 to 17 years as at 1 January.

ASD refers to students under autism spectrum disorder.

VOC-MID refers to vocational students under mild intellectual disability.

VOC-ASD refers to vocational students under autism spectrum disorder.

The accompanying notes form part of these financial statements

STATEMENT OF MONTHLY STUDENT ENROLMENT FOR INTERNATIONAL STUDENTS

Financial year ended 31 March 2018

| FY2018 | Number of international students | | Total number of students (c = a + b) |
|----------------|----------------------------------|-----|---|
| | (a) | (b) | |
| April 2017 | 2 | 0 | 2 |
| May 2017 | 2 | 0 | 2 |
| June 2017 | 2 | 0 | 2 |
| July 2017 | 2 | 0 | 2 |
| August 2017 | 2 | 0 | 2 |
| September 2017 | 2 | 0 | 2 |
| October 2017 | 2 | 0 | 2 |
| November 2017 | 2 | 0 | 2 |
| December 2017 | 2 | 0 | 2 |
| January 2018 | 3 | 0 | 3 |
| February 2018 | 3 | 0 | 3 |
| March 2018 | 3 | 0 | 3 |

International students are defined as those who are not of Singapore Citizen or Permanent Resident status.

(a) International students who are children of employment pass holders, skilled workers or diplomatic staff.

(b) International students who are not children of employment pass holders, skilled workers or diplomatic staff.

The accompanying notes form part of these financial statements

NOTES TO THE FINANCIAL STATEMENTS

31 March 2018

1. GENERAL INFORMATION

Metta School (the "School") is registered with the Ministry of Education ("MOE") under the Education Act (Chapter 87) on 16 November 2001.

The registered office and principal place of operations of the School is located at 30 Simei Street 1 Singapore 529949.

The School is one of the welfare centres supported by Metta Welfare Association, which is a registered exempt charity in Singapore.

The objective of the School is to provide special education to students with mild intellectual disability and/or mild autism between ages seven (7) and eighteen (18). Students who can benefit from vocational programmes can continue to school up to twenty one (21) years old.

As at 31 March 2018, the School has 161 (2017: 139) employees, with 2 (2017: 2) MOE seconded staffs.

The financial statements for the financial year ended 31 March 2018 were authorised for issue by the School Management Committee on 6 August 2018.

2. SUMMARY OF SIGNIFICANT ACCOUNTING POLICIES

(a) BASIS OF PREPARATION

The financial statements have been prepared in accordance with the provisions of the Singapore Charities Act (the "Act") and Charities Accounting Standard ("CAS").

The financial statements have been prepared under the historical cost convention except as disclosed in the accounting policies set out below.

The financial statements are presented in Singapore dollar ("S\$"), which is the functional currency of the School.

The preparation of financial statements in conformity with CAS requires management to exercise its judgement in the process of applying the School's accounting policies. It also requires the use of accounting estimates and assumptions. Although these estimates are based on management's best knowledge of current events and actions, actual results may ultimately differ from those estimates. The areas where estimates and assumptions are significant or critical to the financial statements are disclosed in Note 3.

The accounting policies adopted are consistent with those of the previous financial year.

(b) PROPERTY, PLANT AND EQUIPMENT

All items of property, plant and equipment are stated at initial cost and subsequently carried at cost less accumulated depreciation.

Depreciation of property, plant and equipment is computed on a straight-line basis to allocate their depreciable amounts over their estimated useful lives of the assets as follows:

| | |
|----------------------------------|----------|
| Arts and music equipment | 5 years |
| Computers | 3 years |
| Furniture and fittings | 5 years |
| Office equipment | 5 years |
| Other equipment | 3 years |
| Occupational therapist equipment | 5 years |
| Renovation | 2 years |
| School building | 50 years |

Fully depreciated property, plant and equipment are retained in the financial statements until they are no longer in use.

The residual values, useful lives and depreciation methods of property, plant and equipment are reviewed, and adjusted as appropriate, at the end of each reporting period to ensure that the amount, method and period of depreciation are consistent with previous estimates and the expected pattern of consumption of the future economic benefits embodied in the items of property, plant and equipment.

An item of property, plant and equipment is derecognised upon disposal or when no future economic benefits are expected from its use or disposal. Any gain or loss on derecognition of the asset is included in the statement of financial activities in the financial year the asset is derecognised.

(c) IMPAIRMENT OF NON-FINANCIAL ASSETS

The School's non-financial assets are reviewed for impairment at the end of each reporting period and whenever there is any indication that these assets may be impaired. If any such indication exists or when an annual impairment testing for an asset is required, the recoverable amount of the asset is estimated to determine the amount of the impairment loss (if any).

Recoverable amount of an asset is the higher of its fair value less cost to sell and value in use. For the purpose of impairment testing, recoverable amount is determined on an individual asset basis unless the asset does not generate cash flows that are largely independent of those from other assets. If this is the case, recoverable amount is determined for the cash-generating unit (CGU) to which the asset belongs.

If the recoverable amount of the asset or CGU is estimated to be less than its carrying amount, the carrying amount of the asset or CGU is reduced to its recoverable amount and the impairment loss is recognised in statement of financial activities.

Where an impairment loss subsequently reverses, the carrying amount of the asset or CGU is increased to the revised estimate of its recoverable amount, provided that this amount does not exceed the carrying amount that would have been determined, net of depreciation, had no impairment loss been recognised for the asset or CGU in prior years. A reversal of impairment loss is recognised in statement of financial activities.

(d) INCOME RECOGNITION

Income is recognised to the extent that it is probable that the economic benefits will flow to the School and the income can be reliably measured, regardless of when the payment is made. Income is measured at the fair value of consideration received or receivable, taking into account contractually defined terms of payment net of taxes and duty.

Income is deferred only when the donor specifies that the grant or donations must only be used in future accounting periods; or where the donor has imposed conditions which must be met before the School has entitlement.

School fees

School fees are recognised over the period of instruction. Amounts of fees relating to future periods of instruction are included in fees received in advance.

Government grants

Grants from government are recognised as a receivable at their fair value when there is reasonable assurance that the grant will be received and the School will comply with the conditions associated with the grant.

Government grants receivable are recognised in the statement of financial activities over the periods necessary to match them with the related costs which they are intended to compensate, on a systematic basis.

Donations

Donations are recognised in the statement of financial activities upon receipt. Donations subject to donor-imposed conditions that specify the time period in which the expenditure can take place are accounted for as deferred income and recognised as unrestricted fund until the financial period in which the School is allowed by the condition to expend the income.

Interest income

Interest income is recognised as interest accrues using the effective interest method.

(e) INCOME TAX

As a charity, the School is exempted from tax on income and gains falling with Section 13(1)(zm) of the Income Tax Act to the extent that these are applied to its charitable objects. No tax charge has arisen in the School.

(f) PROVISIONS

Provisions are recognised when the School has a present obligation (legal or constructive) as a result of a past event, it is probable that the School will be required to settle the obligation, and a reliable estimate can be made of the amount of the obligation.

The amount recognised as a provision is the best estimate of the consideration required to settle the present obligation at the end of the reporting period, taking into account the risks and uncertainties surrounding the obligation. Where a provision is measured using the cash flows estimated to settle the present obligation, its carrying amount is the present value of those cash flows.

When some or all of the economic benefits required to settle a provision are expected to be recovered from a third party, the receivable is recognised as an asset if it is virtually certain that reimbursement will be received and the amount of the receivable can be measured reliably.

(g) EMPLOYEE BENEFITS

Employee entitlements to annual leave are recognised as a liability when they accrue to employees. The estimated liability for annual leave is recognised for services rendered by employees up to the end of the reporting period.

Contributions to defined contribution plan are recognised in the same financial year as the employment that gives rise to the contributions.

(h) CASH AND CASH EQUIVALENTS

Cash and cash equivalents comprise cash on hand, bank balances and fixed deposits placed with financial institutions.

(i) OPERATING LEASES - where the School is a lessee

Leases where a significant portion of the risks and rewards of ownership are retained by the lessors are classified as operating leases. Payments made under operating leases are recognised in statement of financial activities on a straight-line basis over the period of the leases.

When an operating lease is terminated before the lease period has expired, any payment required to be made to the lessor by way of penalty is recognised as an expense in the period in which termination takes place.

(j) RELATED PARTIES

A related party is defined as follows:

(a) A person or a close member of that person's family is related to the School if that person:

- (i) Has control or joint control over the School;
- (ii) Has significant influence over the School; or
- (iii) Is a member of the key management personnel of the School or of a parent of the School.

(b) An entity is related to the School if any of the following conditions applies:

- (i) The entity and the School are members of the same group (which means that each parent, subsidiary and fellow subsidiary is related to the others).
- (ii) One entity is an associate or joint venture of the other entity (or an associate or joint venture of a member of a group of which the other entity is a member).
- (iii) Both entities are joint ventures of the same third party.
- (iv) One entity is a joint venture of a third entity and the other entity is an associate of the third entity.
- (v) The entity is a post-employment benefit plan for the benefit of employees of either the School or an entity related to the School. If the School is itself such a plan, the sponsoring employers are also related to the School.
- (vi) The entity is controlled or jointly controlled by a person identified in (a).
- (vii) A person identified in (a) (i) has significant influence over the entity or is a member of the key management personnel of the entity (or of a parent of the entity).

(k) FUND

Fund balances restricted by agencies and donors are so indicated and are distinguished from funds allocated to specific purposes, if any. Externally restricted funds may only be utilised in accordance with the purposes for which they are established. The School reserves funds will not be transferred out of the School for other purposes. The School Management Committee retains full control over the use of unrestricted funds for any of the School's purposes.

(a) Building repairs and refurbishment fund

Building repairs and refurbishment fund was set up for expenses related to the general repairs and redecorations of the school building.

(b) Student welfare fund

Student welfare fund was set up for expenses related to the welfare of students.

(c) Accumulated general fund

The accumulated general fund is restricted for the School only, for the benefit of its intended purpose, according to the funder's intent for the use of monies. The fund will not be transferred out of the School for other purposes. The fund will also not be re-designated for other purposes, unless approval is given by the funder.

- (d) Additional training vote fund
This is provided by MOE for each registered teacher to receive appropriate trainings in order to improve the quality of his or her services.
- (e) Curriculum enhancement fund
This fund was set up to promote and sustain school-based initiatives in enhancing the quality of the school's curriculum and co-curriculum.
- (f) Discretionary financial assistance fund
This pertains to the fund received from MOE that is ring-fenced to help students for discretionary financial assistance purposes.
- (g) Edusave grant
Edusave grant is a grant from MOE to be used to organise common curriculum programmes or purchase additional resources which benefit students.
- (h) Financial assistance fund
In the financial year 2012, MOE released an additional top-up grant that would be ring-fenced to financially assist students.
- (i) High needs grant
In the financial year 2012, high needs fund has been set up by MOE for SPED Schools to provide additional resources to support students with high needs. The fund is used to employ additional full-time teaching aides for students with highly challenging behaviours.
- (j) ICT development grant
The ICT development grant consists of:
 - (i) ICT manpower grant
The ICT manpower grant provide schools annual grant to hire an information technology professional to support teachers in the implementation of ICT – enhanced lessons in the classrooms. The grant would be ring-fenced and school would not be allowed to use the grant for other purposes.
 - (ii) ICT equipment and services grant
The ICT equipment and services grant provide school annual grant to purchase of ICT hardware, software or services to implement general classroom teaching and other ICT – related programmes.
- (k) Opportunity fund
The opportunity fund is an initiative by MOE since financial year 2006/2007 to support needy students.
- (l) Project fund
This fund was approved by the School Management Committee and is set aside for use in the school building extension, school improvement and upgrading works, also for projects/programmes that will meet the needs of the students.
- (m) Public transport subsidy
This fund was set up by the MOE to subsidise \$10 per month (or \$120 per year) to each SPED Financial Assistance Scheme (FAS) recipient who declare taking public transport to school, for as long as the students are enrolled in the school.
- (n) School building fund – extension
The construction for the School's extension building started in 2012 and the building was officially opened on 26 April 2013 upon completion of the construction work. MOE provided a grant-in-aid of 95%, NCSS on behalf of the TOTE Board Social Service Fund gave a capital grant equivalent to 2.5% and the School contributed the other remaining 2.5%.
- (o) School-to-work (S2W) fund
The programme aims to develop more work and training options and pathways to benefit SPED students in their graduating year who have the potential to work.
- (p) Sinking fund
The sinking fund was set up for major repairs and maintenance of the School's building.
- (q) MOE-NCSS innovative award
This award was set up to support the schools' innovative projects to enhance teaching and learning.
- (r) Staff training vote fund
A sum of \$1,100 is allocated for each staff to receive appropriate trainings in order to improve the quality of their services.

(s) Student assistance fund

The student assistance fund was set up to provide financial assistance to students in need.

(t) Trailblazer fund

This fund was set up by Trailblazer Foundation and administered by NCSS, aims to help students from low-income families affected by economic downturn.

(u) Contract teaching

This fund enabled the School to engage contract teachers to cover teaching duties of staff undergoing Diploma in Special Education (DISE), Advanced DISE and Management and Leadership in Schools (MLS) courses, as well as staffs who are away on MOE Masters Scholarship.

(v) MOE secondment fund

This fund is used to top up the difference of actual manpower costs of MOE-seconded education officers based on MOE salary scale and salaries of SPED principals/teachers provided in the prevailing SPED staffing model.

(w) Parent support group fund

This pertains to the one-off seed funding received from MOE to enhance its partnership efforts with parents and to try out new ideas to engage parents.

(x) School meals programme

This programme is implemented to provide \$2 for a meal per day for 180 school days for SPED FAS students aged from 6 to 11 years old as at 1 January, and an additional 2 meals per week at \$2 per meal for 40 weeks a year.

For SPED FAS students aged from 12 to 20 years old as at 1 January, \$2.50 per meal per day for 180 school days and an additional 2 meals per week at \$2.50 per meal for 40 weeks a year.

(y) SPED financial assistance scheme

This scheme was set up to provide needy students in SPED schools with waiver of school fees, free uniforms and textbooks.

(z) Student achievement award

The achievement award for SPED students was set up in 2010 by MOE to recognise and encourage students for their achievements and progress, with good conduct and who meet the school-based criteria for the award.

3. CRITICAL ACCOUNTING JUDGEMENTS AND KEY SOURCES OF ESTIMATION UNCERTAINTY

In the application of the School's accounting policies, which are described in Note 2, the management is required to make judgements, estimates and assumptions about the carrying amounts of assets and liabilities that are not readily apparent from other sources. The estimates and associated assumptions are based on historical experience and other factors that are considered to be relevant. Actual results may differ from these estimates.

The estimates and underlying assumptions are reviewed on an ongoing basis. Revisions to accounting estimates are recognised in the period in which the estimate is revised if the revision affects only that period, or in the period of the revision and future periods if the revision affects both current and future periods.

(a) Critical judgements in applying the School's accounting policies

In the process of applying the School's accounting policies which are described in Note 2 above, management is of the opinion that there are no critical judgements involved that have a significant effect on the amounts recognised in the financial statements.

(b) Key sources of estimation uncertainty

The key assumption concerning the future and other key sources of estimation uncertainty at the end of the reporting period that has a significant risk of causing a material adjustment to the carrying amounts of assets and liabilities within the next financial year is discussed below:

Depreciation of property, plant and equipment

Management estimates the useful lives of property, plant and equipment to be within 2 to 50 years as management is of the view that these are common life expectancies applied in the relevant industry. Changes in the expected level of usage and technologies development could impact the economic useful lives and the residual values of these assets. Hence, future depreciation charges could be revised. The carrying amount of property, plant and equipment is disclosed in Note 6 to the financial statements.

4. CASH AND CASH EQUIVALENTS

| | 2018 \$ | 2017 \$ |
|---------------------------|-------------------|-------------------|
| Cash at banks and on hand | 6,968,017 | 6,701,147 |
| Fixed deposits | 8,917,719 | 9,003,171 |
| | <u>15,885,736</u> | <u>15,704,318</u> |

Fixed deposits have maturity terms from 12 to 18 (2017: 12 to 18) months and earn interest at rates ranging from 1.15% to 1.42% (2017: 1.15% to 1.50%) per annum.

5. OTHER RECEIVABLES

| | 2018 \$ | 2017 \$ |
|----------------------|----------------|----------------|
| Current | | |
| Related party | 164,070 | 46,343 |
| Fees receivables | 1,280 | 29,684 |
| Grant receivables | 171,520 | 81,520 |
| Interest receivables | 51,473 | 21,526 |
| Sundry receivable | 112 | - |
| Deposits | 27,988 | 5,520 |
| | <u>416,443</u> | <u>184,593</u> |
| Non-current | | |
| Grant receivables | - | 70,875 |
| | <u>-</u> | <u>70,875</u> |

Non-trade amount due from a related party is unsecured, interest-free and repayable on demand.

6. PROPERTY, PLANT AND EQUIPMENT

2018

| | Arts and music equipment \$ | Computers \$ | Furniture and fittings \$ | Office equipment \$ | Other equipment \$ | Occupational therapist equipment \$ | Renovation \$ | School building \$ | Total \$ |
|---------------------------------|--------------------------------------|-----------------|---------------------------------|---------------------------|--------------------------|--|------------------|--------------------------|-------------|
| Cost | | | | | | | | | |
| Balance at beginning | 150,671 | 431,018 | 248,201 | 534,489 | 932,486 | 35,206 | 721,950 | 15,401,651 | 18,455,672 |
| Additions | 5,807 | 33,790 | 71,289 | 37,085 | 70,444 | - | 50,479 | - | 268,894 |
| Disposals | - | - | - | (8,988) | - | - | - | - | (8,988) |
| Written off | (2,590) | - | (3,511) | (2,513) | (21,791) | - | - | - | (30,405) |
| Balance at end | 153,888 | 464,808 | 315,979 | 560,073 | 981,139 | 35,206 | 772,429 | 15,401,651 | 18,685,173 |
| Accumulated depreciation | | | | | | | | | |
| Balance at beginning | 117,325 | 368,183 | 155,287 | 339,221 | 767,585 | 19,051 | 660,488 | 2,516,216 | 4,943,356 |
| Charge for the financial year | 10,245 | 34,834 | 30,304 | 63,808 | 108,245 | 7,042 | 70,407 | 308,033 | 632,918 |
| Disposals | - | - | - | (8,986) | - | - | - | - | (8,986) |
| Written off | (2,009) | - | (3,510) | (2,387) | (21,787) | - | - | - | (29,693) |
| Balance at end | 125,561 | 403,017 | 182,081 | 391,656 | 854,043 | 26,093 | 730,895 | 2,824,249 | 5,537,595 |
| Carrying amount | | | | | | | | | |
| Balance at 31 March 2018 | 28,327 | 61,791 | 133,898 | 168,417 | 127,096 | 9,113 | 41,534 | 12,577,402 | 13,147,578 |

2017

| | Arts and music equipment \$ | Computers \$ | Furniture and fittings \$ | Office equipment \$ | Other equipment \$ | Occupational therapist equipment \$ | Renovation \$ | School building \$ | Total \$ |
|---------------------------------|--------------------------------------|-----------------|---------------------------------|---------------------------|--------------------------|--|------------------|--------------------------|-------------|
| Cost | | | | | | | | | |
| Balance at beginning | 136,773 | 387,676 | 187,625 | 493,048 | 825,979 | 35,206 | 718,312 | 15,406,003 | 18,190,622 |
| Additions | 13,898 | 43,342 | 74,915 | 59,619 | 124,630 | - | 3,638 | - | 320,042 |
| Disposals | - | - | - | (10,823) | (9,757) | - | - | - | (20,580) |
| Written off | - | - | (14,339) | (7,355) | (8,366) | - | - | (4,352) | (34,412) |
| Balance at end | 150,671 | 431,018 | 248,201 | 534,489 | 932,486 | 35,206 | 721,950 | 15,401,651 | 18,455,672 |
| Accumulated depreciation | | | | | | | | | |
| Balance at beginning | 109,094 | 310,839 | 151,486 | 280,011 | 684,949 | 12,009 | 477,030 | 2,208,183 | 4,233,601 |
| Charge for the financial year | 8,231 | 57,344 | 18,132 | 77,377 | 100,532 | 7,042 | 183,458 | 308,033 | 760,149 |
| Disposals | - | - | - | (10,816) | (9,755) | - | - | - | (20,571) |
| Written off | - | - | (14,331) | (7,351) | (8,141) | - | - | - | (29,823) |
| Balance at end | 117,325 | 368,183 | 155,287 | 339,221 | 767,585 | 19,051 | 660,488 | 2,516,216 | 4,943,356 |
| Carrying amount | | | | | | | | | |
| Balance at 31 March 2017 | 33,346 | 62,835 | 92,914 | 195,268 | 164,901 | 16,155 | 61,462 | 12,885,435 | 13,512,316 |

7. OTHER PAYABLES AND ACCRUED EXPENSES

| | 2018 | 2017 |
|----------------------------|----------------|----------------|
| | \$ | \$ |
| Related parties | 45,101 | 23,617 |
| Sundry creditors | 119,084 | 24,916 |
| Deferred income | 4,780 | 30,940 |
| Accrued operating expenses | 385,998 | 455,003 |
| | <u>554,963</u> | <u>534,476</u> |

Amounts due to related parties are unsecured, interest-free and repayable on demand.

Deferred income refers to school fees received in advance.

8. BUILDING REPAIRS AND REFURBISHMENT FUND

| | 2018 | 2017 |
|---|--------------|----------|
| | \$ | \$ |
| Donations received during the financial year/Balance at end | <u>1,100</u> | <u>-</u> |

Building repairs and refurbishment fund was set up for expenses related to the general repairs and redecorations of the school building.

9. STUDENT WELFARE FUND

| | 2018 | 2017 |
|--|----------------|-----------------|
| | \$ | \$ |
| Balance at beginning | 12,866 | 23,772 |
| Donation income collected on behalf by related party | - | 26,343 |
| Donations received during the financial year | 2,630 | 4,351 |
| | <u>15,496</u> | <u>54,466</u> |
| Expenditures incurred during the financial year | <u>(3,840)</u> | <u>(41,600)</u> |
| Balance at end | <u>11,656</u> | <u>12,866</u> |

Student welfare fund was set up for expenses related to the welfare of students.

10. RESTRICTED FUNDS

(a) Accumulated general fund

The accumulated general fund is restricted for the School only, for the benefit of its intended purpose, according to the funder's intent for the use of monies. The fund will not be transferred out of the School for other purposes. The fund will also not be re-designated for other purposes, unless approval is given by the funder.

(b) Additional training vote fund

| | 2018 | 2017 |
|---|---------------|---------------|
| | \$ | \$ |
| Balance at beginning | 2,192 | 13,670 |
| Grants received during the financial year | 28,208 | 15,130 |
| | <u>30,400</u> | <u>28,800</u> |
| Expenditures incurred during the financial year | (30,201) | (26,608) |
| Balance at end | <u>199</u> | <u>2,192</u> |

During the financial year, MOE provided a grant of \$400 (2017: \$400) for each registered teacher to receive appropriate trainings in order to improve the quality of his or her services.

(c) Curriculum enhancement fund

| | 2018 | 2017 |
|---|---------------|---------------|
| | \$ | \$ |
| Balance at beginning | 155 | 293 |
| Grants received during the financial year | 69,845 | 69,707 |
| | <u>70,000</u> | <u>70,000</u> |
| Expenditures incurred during the financial year | (67,457) | (69,845) |
| Balance at end | <u>2,543</u> | <u>155</u> |

This fund was set up to promote and sustain school-based initiatives in enhancing the quality of the school's curriculum and co-curriculum.

(d) Discretionary financial assistance fund

| | 2018 | 2017 |
|---|---------------|---------------|
| | \$ | \$ |
| Balance at beginning | - | - |
| Grants received during the financial year | 34,800 | 33,480 |
| | <u>34,800</u> | <u>33,480</u> |
| Expenditures incurred during the financial year | (34,592) | (33,480) |
| Balance at end | <u>208</u> | <u>-</u> |

This pertains to the funds received from MOE that is ring-fenced to help students for discretionary financial assistance purposes.

(e) Edusave grant

| | 2018 | 2017 |
|---|-------------------|---------------------|
| | \$ | \$ |
| Balance at beginning | 5,347 | 13,379 |
| Grants received during the financial year | 24,800 | 24,005 |
| | <u>30,147</u> | <u>37,384</u> |
| Expenditures incurred during the financial year | (29,725) | (32,037) |
| | <u>422</u> | <u>5,347</u> |
| Balance at end | <u><u>422</u></u> | <u><u>5,347</u></u> |

Edusave grant is a grant from MOE to be used to organise common curriculum programmes or purchase additional resources which benefit students.

(f) Financial assistance fund

| | 2018 | 2017 |
|---------------------------------|-----------|-----------|
| | \$ | \$ |
| Balance at beginning and at end | <u>15</u> | <u>15</u> |

In the financial year 2012, MOE released an additional top-up grant that would be ring-fenced to financially assist students.

(g) High needs grant

| | 2018 | 2017 |
|---|----------------------|---------------------|
| | \$ | \$ |
| Balance at beginning | 1,237 | - |
| Grants received during the financial year | 48,634 | 37,967 |
| | <u>49,871</u> | <u>37,967</u> |
| Expenditures incurred during the financial year | (27,792) | (36,730) |
| | <u>22,079</u> | <u>1,237</u> |
| Balance at end | <u><u>22,079</u></u> | <u><u>1,237</u></u> |

In the financial year 2012, high needs grant has been set up by MOE for SPED Schools to provide additional resources to support students with high needs. The fund is used to employ additional full-time teaching aides for student with highly challenging behaviours.

(h) ICT manpower grant

| | 2018 | 2017 |
|---|-------------------|-------------------|
| | \$ | \$ |
| Balance at beginning | 309 | - |
| Grants received during the financial year | 39,991 | 40,300 |
| | <u>40,300</u> | <u>40,300</u> |
| Expenditures incurred during the financial year | (40,149) | (39,991) |
| | <u>151</u> | <u>309</u> |
| Balance at end | <u><u>151</u></u> | <u><u>309</u></u> |

This grant is used to hire an IT professional to support teachers in the implementation of ICT-enhanced lessons in the classroom.

(i) ICT equipment and services grant

| | 2018 | 2017 |
|---|---------------|---------------|
| | \$ | \$ |
| Balance at beginning | 1,067 | - |
| Grants received during the financial year | 73,133 | 74,000 |
| | <u>74,200</u> | <u>74,000</u> |
| Expenditures incurred during the financial year | (73,840) | (72,933) |
| | <u>360</u> | <u>1,067</u> |

This grant is used to purchase of ICT hardware, software or services to implement general classroom teaching and other ICT-related programmes.

(j) Opportunity fund

| | 2018 | 2017 |
|---|---------------|---------------|
| | \$ | \$ |
| Balance at beginning | 26,778 | 34,703 |
| Grants received during the financial year | 11,665 | - |
| Grants refunded during the financial year | (1,582) | - |
| | <u>36,861</u> | <u>34,703</u> |
| Expenditures incurred during the financial year | (10,617) | (7,925) |
| | <u>26,244</u> | <u>26,778</u> |

The opportunity fund is an initiative by MOE since financial year 2006/2007 to support needy students.

(k) Project fund

| | 2018 | 2017 |
|---|------------------|------------------|
| | \$ | \$ |
| Balance at beginning | 1,653,308 | 1,708,337 |
| Expenditures incurred during the financial year | (26,745) | (55,029) |
| | <u>1,626,563</u> | <u>1,653,308</u> |

This fund was approved by the School Management Committee and is set aside for use in the school building extension, school improvement and upgrading works, also for projects/programmes that will meet the needs of the students.

Property, plant and equipment with depreciation charge of \$26,745 (2017: \$24,928) was included in the expenditures incurred of \$26,745 (2017: \$55,029) as disclosed above while its carrying amount of \$56,199 (2017: \$82,943) has yet to be charged to the fund.

(l) Public transport subsidy

| | 2018 | 2017 |
|---|----------------|----------------|
| | \$ | \$ |
| Balance at beginning | 900 | 2,250 |
| Grants received during the financial year | 6,420 | 4,110 |
| | <u>7,320</u> | <u>6,360</u> |
| Expenditures incurred during the financial year | (5,950) | (5,460) |
| | <u>(5,950)</u> | <u>(5,460)</u> |
| Balance at end | <u>1,370</u> | <u>900</u> |

This fund was set up by MOE to subsidise \$10 per month (or \$120 per year) to each SPED Financial Assistance Scheme (FAS) recipient who declare taking public transport to school, for as long as the students are enrolled in the school.

(m) School building fund - extension

| | 2018 | 2017 |
|---|----------------|----------------|
| | \$ | \$ |
| Balance at beginning | 163,396 | 173,298 |
| Expenditures incurred during the financial year | (5,745) | (9,902) |
| | <u>(5,745)</u> | <u>(9,902)</u> |
| Balance at end | <u>157,651</u> | <u>163,396</u> |

The construction for the School's extension building started in 2012 and the building was officially opened on 26 April 2013 upon completion of the construction work. MOE provided a grant-in-aid of 95%, NCSS on behalf of the TOTE Board Social Service Fund gave a capital grant equivalent to 2.5% and the School contributed the other remaining 2.5%.

Property, plant and equipment with depreciation charge of \$5,745 (2017: \$5,745) was included in the expenditures incurred of \$5,745 (2017: \$9,902) as disclosed above while its carrying amount of \$258,261 (2017: \$264,006) has yet to be charged to the fund.

(n) School-to-work (S2W) fund

| | 2018 | 2017 |
|---------------------------------|------------|------------|
| | \$ | \$ |
| Balance at beginning and at end | <u>335</u> | <u>335</u> |

This programme aims to develop more work and training options and pathways to benefit SPED students in their graduating year who have the potential to work.

(o) Sinking fund

| | 2018 | 2017 |
|---|------------------|------------------|
| | \$ | \$ |
| Balance at beginning | 2,569,687 | 2,582,724 |
| Expenditures incurred during the financial year | (27,869) | (13,037) |
| | <u>(27,869)</u> | <u>(13,037)</u> |
| Balance at end | <u>2,541,818</u> | <u>2,569,687</u> |

The sinking fund was set up for major repairs and maintenance of the School's building.

Property, plant and equipment with depreciation charge of \$9,914 (2017: \$12,813) was included in the expenditures incurred of \$27,869 (2017: \$13,037) as disclosed above while its carrying amount of \$60,962 (2017: \$691) has yet to be charged to the fund.

(p) MOE – NCSS innovation award

| | 2018 | 2017 |
|---|--------------|--------------|
| | \$ | \$ |
| Balance at beginning | 5,000 | - |
| Grants received during the financial year | - | 5,000 |
| | <u>5,000</u> | <u>5,000</u> |
| Expenditures incurred during the financial year | (5,000) | - |
| Balance at end | <u>-</u> | <u>5,000</u> |

This award was set up to support the schools' innovative projects to enhance teaching and learning.

(q) Staff training vote fund

| | 2018 | 2017 |
|---|----------------|----------------|
| | \$ | \$ |
| Balance at beginning | 97,807 | - |
| Grants received during the financial year | 44,093 | 141,900 |
| | <u>141,900</u> | <u>141,900</u> |
| Expenditures incurred during the financial year | (110,932) | (44,093) |
| Balance at end | <u>30,968</u> | <u>97,807</u> |

A sum of \$1,100 (2017: \$1,100) is allocated for each staff to receive appropriate trainings in order to improve the quality of their services.

(r) Student assistance fund

| | 2018 | 2017 |
|---|------------------|------------------|
| | \$ | \$ |
| Balance at beginning | 1,716,157 | 1,718,089 |
| Expenditures incurred during the financial year | (13,204) | (1,932) |
| Balance at end | <u>1,702,953</u> | <u>1,716,157</u> |

The student assistance fund was set up to provide financial assistance to students in need.

(s) Trailblazer fund

| | 2018 | 2017 |
|---------------------------------|--------------|--------------|
| | \$ | \$ |
| Balance at beginning and at end | <u>2,355</u> | <u>2,355</u> |

This fund was set up by Trailblazer Foundation and administered by NCSS, aims to help students from low-income families affected by economic downturn.

(t) Contract teaching

| | 2018 | 2017 |
|---|-----------------|----------------|
| | \$ | \$ |
| Grants received during the financial year | 92,159 | 43,660 |
| Expenditures incurred during the financial year | (123,379) | (49,007) |
| | <u>(31,220)</u> | <u>(5,347)</u> |
| Transfer from accumulated general fund | 31,220 | 5,347 |
| | <u>31,220</u> | <u>5,347</u> |
| Balance at end | <u>-</u> | <u>-</u> |

This fund enabled the school to engage contract teachers to cover teaching duties of staff undergoing Diploma in Special Education (DISE), Advance DISE and Management and Leadership in Schools (MLS) courses, as well as staff who are away on MOE Masters Scholarship.

(u) MOE secondment fund

| | 2018 | 2017 |
|--|------------------|------------------|
| | \$ | \$ |
| Grants received during the financial year | 135,107 | 326,243 |
| Secondment fund received during the financial year | 293,399 | 77,196 |
| | <u>428,506</u> | <u>403,439</u> |
| Expenditures incurred during the financial year | (428,506) | (403,439) |
| | <u>(428,506)</u> | <u>(403,439)</u> |
| Balance at end | <u>-</u> | <u>-</u> |

This fund is used to top up the difference of actual manpower costs of MOE-seconded education officers based on MOE salary scale and salaries of SPED principals/teachers provided in the prevailing SPED staffing model.

(v) Parent support group fund

| | 2018 | 2017 |
|---|----------------|----------------|
| | \$ | \$ |
| Balance at beginning | - | 588 |
| Grants received during the financial year | 2,500 | 1,912 |
| | <u>2,500</u> | <u>2,500</u> |
| Expenditures incurred during the financial year | (2,500) | (2,500) |
| | <u>(2,500)</u> | <u>(2,500)</u> |
| Balance at end | <u>-</u> | <u>-</u> |

This pertains to the one-off seed funding received from MOE to enhance its partnership efforts with parents and to try out new ideas to engage parents.

(w) School meals programme

| | 2018 | 2017 |
|---|----------|---------|
| | \$ | \$ |
| Grants received during the financial year | 23,813 | 7,258 |
| Expenditures incurred during the financial year | (23,813) | (7,258) |
| Balance at end | - | - |

This programme is implemented to provide \$2 for a meal per day for 180 school days for SPED FAS students aged from 6 to 11 years old as at 1 January, and an additional 2 meals per week at \$2 per meal for 40 weeks a year.

For SPED FAS students aged from 12 to 20 years old as at 1 January, \$2.50 per meal per day for 180 school days and an additional 2 meals per week at \$2.50 per meal for 40 weeks a year.

(x) SPED financial assistance scheme

| | 2018 | 2017 |
|---|----------|----------|
| | \$ | \$ |
| Grants received during the financial year | 35,464 | 38,811 |
| Expenditures incurred during the financial year | (35,464) | (38,811) |
| Balance at end | - | - |

This scheme was set up to provide needy students in SPED schools with waiver of school fees, free uniforms and textbooks.

(y) Student achievement award

| | 2018 | 2017 |
|---|----------|----------|
| | \$ | \$ |
| Grants received during the financial year | 35,500 | 35,000 |
| Expenditures incurred during the financial year | (35,500) | (35,000) |
| Balance at end | - | - |

The achievement award for SPED students was set up in 2010 by MOE to recognise and encourage students for their achievements and progress, with good conduct and who meet the school-based criteria for the award.

11. STAFF COSTS

| | 2018 | 2017 |
|--|-----------|-----------|
| | \$ | \$ |
| Salaries and bonuses | 7,559,813 | 6,892,616 |
| Employer's contributions to Central Provident Fund | 1,136,586 | 915,366 |
| Staff welfare | 165,656 | 178,162 |
| | 8,862,055 | 7,986,144 |

Staff welfare expenses include expenses that consist of medical insurance, transport reimbursement, staff training and other staff welfare related expenses.

The staff costs were allocated as follows:

| | 2018 \$ | 2017 \$ |
|--|------------------|------------------|
| Cost of charitable activities | | |
| Accumulated general fund | 7,513,444 | 6,738,706 |
| Curriculum enhancement fund | 42,086 | 56,252 |
| High needs grant | 27,792 | 36,730 |
| Contract teaching | 123,379 | 49,007 |
| MOE secondment fund | 428,506 | 403,439 |
| | <u>8,135,207</u> | <u>7,284,134</u> |
| Governance and administrative costs | 726,848 | 702,010 |
| | <u>8,862,055</u> | <u>7,986,144</u> |

The breakdown on the headcount of key management personnel of the School into remuneration band is as follows:

| | 2018 \$ | 2017 \$ |
|---------------------|------------|------------|
| \$100,000 and above | <u>2</u> | <u>2</u> |

12. PROFESSIONAL FEES

| | 2018 \$ | 2017 \$ |
|-----------------------------|---------------|---------------|
| Audit fees | 12,500 | 11,500 |
| Other fees paid to auditors | 2,500 | 1,200 |
| Other professional fees | 8,646 | 3,900 |
| | <u>23,646</u> | <u>16,600</u> |

13. INCOME TAX

The School is one of the welfare centres being provided by Metta Welfare Association which is a registered charity under the Charities Act 1982. The school is exempted from tax on income and gain falling within Section 13(1)(zm) of the Singapore Income Tax Act to the extent that these are applied to its charitable objects. There is no provision for income tax and deferred tax being made in the financial statements.

14. RELATED PARTY TRANSACTIONS

In addition to the related party information disclosed in Notes 5 and 7 to the financial statements, the following are the significant transactions between the School and related parties that took place at terms agreed between the parties during the financial year:

| | 2018 | 2017 |
|--|---------|---------|
| | \$ | \$ |
| Income received by a related party | 194,069 | 277,559 |
| Income received on behalf of a related party | - | 121,020 |
| Expenses paid on behalf by related parties | 39,037 | 25,175 |
| Expenses paid to a related party | 14,330 | 5,960 |
| Purchases of goods and services from related parties | 199,024 | 183,026 |

The rental expense of the School is fully funded by MOE. Funding remitted directly to Metta Welfare Association ("MWA") because the lease agreement was formalised between MWA and Singapore Land Authority. Hence, such expenses and the corresponding grants are not recognised in the School's statement of financial activities and instead in MWA's accounts.

The rental expense and income recognised by MWA amounts to \$784,434 (2017: \$784,434).

15. CAPITAL GRANTS

The School received capital grants for the procurement of its property, plant and equipments. These were recognised as income and are included in the accumulated general fund when the grant is received. The balance of the unutilised grant is as follows:

| | 2018 | 2017 |
|---------------------------|------------|------------|
| | \$ | \$ |
| Balance at beginning | 12,883,160 | 13,191,280 |
| Amortised during the year | (308,120) | (308,120) |
| Balance at end | 12,575,040 | 12,883,160 |

16. MANAGEMENT OF CONFLICT OF INTEREST

Key committee members are required to disclose any interest that they may have, whether directly or indirectly, that the School may enter into or in any organisations that the School has dealings with or is considering dealing with; and any personal interest accruing to him as one of the School's supplier, user of services or beneficiary. Should there be any potential conflict of interest, the School Management Committee member may not vote on the issue that was the subject matter of the disclosure. Detailed minutes will be taken on the disclosures as well as the basis for arriving at the final decision in relation to the issue at stake.



致谢篇

慈光衷心感谢所有善长仁翁、社会贤达、献身义工以及企业公司，由于大家的慷慨捐施，热心支持以及相信认同，慈光受惠人士的生活素质，始获得改善许多，尚盼在未来的慈善计划与福利活动中，仍继续支持我们。

各页名单，皆按字数与笔画的由少至多秩序，进行排列。虽然我们小心排列与仔细核对，但如有失误或遗漏，尚盼阁下海量包涵。

政府部门以及政府相关机构

| | | | |
|----|---|----|--|
| 1 | Changi Simei Grassroots Organisations | 13 | NTUC FairPrice Chai Chee |
| 2 | Changi Simei Citizens' Consultative Committee | 14 | NTUC FairPrice Foundation Ltd |
| 3 | Fu Chun Community Club | 18 | NTUC FairPrice Jurong Point |
| 4 | Marsiling Community Club | 16 | NTUC FairPrice Upper Changi |
| 5 | Ministry of Education (MOE) | 17 | NTUC Income Insurance Co-Operative Ltd |
| 6 | Ministry of Health (MOH) | 18 | Public Utilities Board |
| 7 | Ministry of Social and Family Development (MSF) | 19 | Singapore Police Force |
| 8 | National Council of Social Service (NCSS) | 20 | Singapore Police Force Training Command (TRACOM) |
| 9 | National Volunteer & Philanthropy Centre (NVPC) | 21 | Singapore Pools Pte Ltd |
| 10 | Northeast Community Development Council (NECDC) | 22 | South East Community Development Council (SECDC) |
| 11 | NTUC FairPrice Bedok North | 23 | Tampines Changkat Grassroots Organisations |
| 12 | NTUC FairPrice Bedok Reservoir | 24 | Tote Board |

个人

| | | | | | |
|----|-----------------------------|-----|----------------------------|-----|----------------------------|
| 1 | Mr Chan Chun Sing | 52 | Bay Sor Sim | 103 | Cheng Boon Wah |
| 2 | Ms Jessica Tan Soon Neo | 53 | Bey Chin Kit | 104 | Cheng Chuan Chee |
| 3 | Dr Mohamad Maliki Bin Osman | 54 | Bharti Bhavesh Timbadia | 105 | Cheng Kee Hong |
| 4 | Mr Seah Kian Peng | 55 | Bok Jee Hak | 106 | Cheong Kam Wah |
| 5 | Mr Zaqy Mohamad | 56 | Boo Chin Kiah | 107 | Cheong Kok Mung |
| 6 | Adam Bin Fashe Huddin | 57 | Boo Wen Ling | 108 | Cheong Lay Bee |
| 7 | Abdul Jalil Bin Rafii | 58 | Braydon Tan Ting Feng | 109 | Cheong Ye Meng Clarence |
| 8 | Adeline Lim | 59 | Brenda Chan Ket Huai | 110 | Cheong Yit Hoe |
| 9 | Adeline Tan | 60 | Brenda Lim | 111 | Chew Ah Chye |
| 10 | Adrian Ooi | 61 | Brendan Tan | 112 | Chew Chee Kim |
| 11 | Adrian Teo Pea Long | 62 | Camellia Ng Kai Zhen | 113 | Chew Hong Pooi |
| 12 | Adrian Wong Wen Kwang | 63 | Carol Choong | 114 | Chew Jia Hui |
| 13 | Alex Ong Jui Khoon | 64 | Carol Tan Swee Lian | 115 | Chew Jia Hui Gale |
| 14 | Alex Tay | 65 | Carrie Chan | 116 | Chew Keat Chuan |
| 15 | Alice Soh | 66 | Cassandra Marion Nicholas | 117 | Chew Nam Min |
| 16 | Alvin Leow | 67 | Catan Tan | 118 | Chew Seng Teck George |
| 17 | Alvin Tan Jit Kwang | 68 | Catherine Ooi | 119 | Chew Seow Siang |
| 18 | Amy | 69 | Catherine Tan | 120 | Chew Soo Chuah |
| 19 | Amy Lim | 70 | Cecilia Ngeo | 121 | Chew Tai Chong |
| 20 | Amy Tay | 71 | Cecilia Ngeo Chay Hoon | 122 | Chia Foong Wan, Rosalind |
| 21 | Amy Tay Mui Ngo | 72 | Chai Siow Peng | 123 | Chia Hee Nghoh |
| 22 | An Yang Tang | 73 | Chan Bee Tin Kim | 124 | Chia Hui Hoon |
| 23 | Andrew Ng | 74 | Chan Chiaw Hee | 125 | Chia Kah En, Regine |
| 24 | Andrew Tan | 75 | Chan Chun Kit | 126 | Chia Mui Peaw |
| 25 | Andy Lim Beng Suan | 76 | Chan Fook On | 127 | Chia Puay Koon |
| 26 | Ang Ah Huat | 77 | Chan Gek Choon (Hui Sheng) | 128 | Chia Teck Seng |
| 27 | Ang Bee Yan | 78 | Chan Hong Nguan | 129 | Chia Teo Huat |
| 28 | Ang Boon Hong | 79 | Chan Lai Leng | 130 | Chia Yoke Kheng |
| 29 | Ang Kah Joo | 80 | Chan Man | 131 | Chian Choon Hua |
| 30 | Ang Kian Peng | 81 | Chan Siah Meng | 132 | Chiang Ging Seng |
| 31 | Ang Pei Li | 82 | Chan Siam Muay | 133 | Chiang Lai Ling@Chiang Lai |
| 32 | Ang Pei Yu | 83 | Chan Soo | | Leng |
| 33 | Ang Sok Hoon | 84 | Chan Tack Seng | 134 | Chin Lui Yin |
| 34 | Ang Tiong Seng | 85 | Chan Wai Meng | 135 | Chin Siew Onn |
| 35 | Ang Tzu Jin | 86 | Chan Yoon Meng | 136 | Chin Soi Kion |
| 36 | Ang Ziqiang | 87 | Chandrasekaran Pillai | 137 | Chiu Yin Fan Eva |
| 37 | Angela Carol Merciar | 88 | Chang Kang Yee | 138 | Chng Jit Koon |
| 38 | Angeline Hew Shan Qi | 89 | Chang Teck Lui | 139 | Chng Mui Hiang |
| 39 | Angie Ng Yee Hoon | 90 | Chaw Ah Ber | 140 | Chng Siew Kheng@Cheng Siew |
| 40 | Ankur Singh | 91 | Che Ther Ching | | Kheng |
| 41 | Annah Lee | 92 | Chek Sian Tng | 141 | Choi Sow Peng |
| 42 | Annie Ng | 93 | Chen Chuen Horng | 142 | Chong Chee Kiam Jeremy |
| 43 | Anthony Yeo | 94 | Chen Hui Hui | 143 | Chong Chin Fan |
| 44 | Arba Bin Pa'l | 95 | Chen I Hung | 144 | Chong Moi Choo |
| 45 | Athena d/o Michael | 96 | Chen Kah Tet | 145 | Chong Sook Fong |
| 46 | Au Seng Lye | 97 | Chen Swe Keong | 146 | Chong Yu Ngan |
| 47 | Audrey Kuah Hwi Bin | 98 | Chen Xing Chan | 147 | Choo Chiau Beng |
| 48 | Augustine Chua | 99 | Chen Yan Hua & Family | 148 | Choo Eng Bee |
| 49 | Aw Bee Hong | 100 | Chen Yaohao | 149 | Choo Eng Cheong |
| 50 | Aw Chin Kang | 101 | Chen Yeok Len | 150 | Choo Ngoi Lan |
| 51 | Bay Keow Neo | 102 | Chen Yew Nah | 151 | Choong Lai Weng |

| | | | | | |
|-----|----------------------------|-----|-------------------------|-----|------------------------|
| 152 | Chow Lee Tin | 220 | Foo Loon Joke, Andy | 288 | Hong-Yi Long |
| 153 | Chow Yew Meng | 221 | Foo Sek Kok | 289 | Hoo Sok Siam |
| 154 | Choy Khiong Rick | 222 | Foo Siew Eng | 290 | Hor Chong Hann |
| 155 | Chris | 223 | Foo Suzhen | 291 | How Chong Yin |
| 156 | Christina Ng Wai Lan | 224 | Foo Yu Yee | 292 | How Kam Chiew |
| 157 | Chu Chor Wen | 225 | Florence Goh Hong Bee | 293 | Huang Chun Jung |
| 158 | Chua Hung Mong | 226 | Francis Chan Hong Nguan | 294 | Idris Bin Mustapah |
| 159 | Chua Kian Lin | 227 | Francis Tiang | 295 | Idris Sadli |
| 160 | Chua Kim Sing | 228 | Frankie Lim | 296 | Irene |
| 161 | Chua Lay Hua | 229 | Gan Beng Soon | 297 | Irene Lee |
| 162 | Chua Lee Cheng | 230 | Gan Kuat Cheong | 298 | Ivan Tan |
| 163 | Chua Lee Keng | 231 | Gan Ronson & Family | 299 | Ivy Tan |
| 164 | Chua Li Huang | 232 | Gan Shou Ying | 300 | Jacqueline |
| 165 | Chua Poh Hock-Chua Bee Lay | 233 | Gary Seow | 301 | Jaime Tan Pek Kueng |
| 166 | Chua Siang Lan | 234 | Gee Wee Meng | 302 | Jane |
| 167 | Chua Siok Kheng Jenny | 235 | George Chew Seng Teck | 303 | Jane Loh |
| 168 | Chua Soon Huat | 236 | Gog Soon Joo | 304 | Jane Ng |
| 169 | Chua Wee Teck | 237 | Goh Aik Soon | 305 | Janette |
| 170 | Chua Yang Hong | 238 | Goh Ashlyn | 306 | Janette Tan |
| 171 | Chua Yew Seng | 239 | Goh Bee Geok | 307 | Jasmine Neo |
| 172 | Chua Ying Xuan, Audrey | 240 | Goh Boo Sin | 308 | Jasper Choo Kok Hwa |
| 173 | Chuah Mooi Kiak | 241 | Goh Chiew Gek | 309 | Jazreel Chua Sen Feng |
| 174 | Chuah Siew Hooi | 242 | Goh Chin Koon | 310 | Jean Eichaker |
| 175 | Chuan Peck Chew | 243 | Goh Chye Har | 311 | Jeffanie Ong |
| 176 | Chui Yin Wan | 244 | Goh Gek Cheng | 312 | Jeffrey Khoo Boon Chye |
| 177 | Cindy (林玉瑞) | 245 | Goh Gwek Eng | 313 | Jeffrey Tan Boon Tiong |
| 178 | Cindy Chua | 246 | Goh Hay Hong | 314 | Jeremy Chiang |
| 179 | Daniel Chong Jyh Tar | 247 | Goh Hock Guan | 315 | John Babington Vaz |
| 180 | Daniel Teo | 248 | Goh Jui Teow | 316 | John Ong |
| 181 | Daniel Yong Kee Ming | 249 | Goh Ka Tuan | 317 | Jolufu Sim Chee Khoon |
| 182 | Daphne Poh Wan Ting | 250 | Goh Ken Lai | 318 | Julie Koh |
| 183 | Davier Tay | 251 | Goh Keng Hak | 319 | Juriah Bte Dali |
| 184 | Debbie Chiam | 252 | Goh Kim Huat | 320 | K K Lau |
| 185 | Dennis Loo | 253 | Goh Sai Wah | 321 | K K Teoh |
| 186 | Derick Ang Jian Zhu | 254 | Goh See Kee | 322 | K R Pillay |
| 187 | Desmond Fung | 255 | Goh Sew Meng | 323 | K Ramaswamy |
| 188 | Ding Min | 256 | Goh Sok Ngo | 324 | Kam Lai Ching |
| 189 | Doddyanto Hamid Umar | 257 | Goh Toh Moh | 325 | Kam Mei Si |
| 190 | Doris Lim Mei Yin | 258 | Goh Tong Woo | 326 | Kang Bak Huay |
| 191 | Dr Tan Tiong Har | 259 | Goh Wee Meng | 327 | Kang Bee Ching |
| 192 | Eddie Teo | 260 | Goh Yong Hwa | 328 | Kang Chin Ling |
| 193 | Eileen Chia | 261 | Govind Bommi | 329 | Kang Liang Tiang |
| 194 | Elaine Koh | 262 | Gui Eng Hong | 330 | Karen Chan Puay Oon |
| 195 | Ellen Chua | 263 | Gurbachan Singh | 331 | Katherine Ong |
| 196 | Ellen Tan Yi Lin | 264 | Han Chow Peng | 332 | Kek Liong |
| 197 | Ellen Yee | 265 | Han Lay Bee | 333 | Keng Chuan Hiang |
| 198 | Emeline Lim | 266 | Han Li Feng | 334 | Kenneth Quek |
| 199 | Emily Neo | 267 | Helen Chia | 335 | Kent Poh |
| 200 | Emily Seah | 268 | Heng Heok Hwee Joyce | 336 | Khew Yao Rong |
| 201 | Er Si Yi Eulisia | 269 | Heng Mong Yong | 337 | Khng Wei Jie |
| 202 | Eric Teoh | 270 | Heng Noi Huang | 338 | Khoo Boo Hung |
| 203 | Ernest Tan Boon Khee | 271 | Heng Sai Keov | 339 | Khoo Boon Chye Jeffrey |
| 204 | Esther Ang Hwee Leng | 272 | Hew Fook Sen | 340 | Khoo Zi Qi Angeleigh |
| 205 | Esther Chan | 273 | Hew Pauline | 341 | Khor Jing Soon Xacus |
| 206 | Esther Toh | 274 | Hng Ah Lean | 342 | Ko Sok Meng |
| 207 | Evan Tan Guan Hong | 275 | Ho Beng Yau | 343 | Koh Ah Heng |
| 208 | Evelyn Ng | 276 | Ho Boon Leng | 344 | Koh Choon Hock |
| 209 | Fabian Tan | 277 | Ho Cheng Cheng | 345 | Koh Chye Lam |
| 210 | Fagan Cheong | 278 | Ho Eng Chuan | 346 | Koh Geok Cheng |
| 211 | Fan Yoke Heng | 279 | Ho Eng Wah | 347 | Koh Geok Yan |
| 212 | Fatimah Bte Endut | 280 | Ho Kee Tuck | 348 | Koh Hee Moi |
| 213 | Felix Teng | 281 | Ho Kian Tiong | 349 | Koh Joo Chuan |
| 214 | Felix Wee Sheng | 282 | Ho Shyh Shyan, Glenn | 350 | Koh Kian Lai |
| 215 | Fion Poh | 283 | Ho Wha Tew | 351 | Koh Lee Hwa |
| 216 | Fong Weng Kay | 284 | Ho Wing Hong Ivan | 352 | Koh Loh Mean |
| 217 | Foo Ah Heom | 285 | Hoh Kwai Chun | 353 | Koh Teck Meng |
| 218 | Foo Hoe Tay | 286 | Hong Kiong Ming | 354 | Kong Yeen Hoon |
| 219 | Foo Kim Pong | 287 | Hong Yi Xiang | 355 | Koo Bee Lan |

| | | | | | |
|-----|--|-----|-----------------------|-----|------------------------------|
| 356 | Kor Chee Kwang | 423 | Lim Ah Suay | 491 | Loh Wah Tong |
| 357 | Kuldip Kaur | 424 | Lim Bee Ching | 492 | Loh Yeow Nguan |
| 358 | Kumara S/O Govindar Rasu | 425 | Lim Bee Eng | 493 | Loh Yit Ying |
| 359 | Kwek Oi Chin | 426 | Lim Bee Keow | 494 | Loke Chee Yong |
| 360 | Kwek Tai Kiat | 427 | Lim Bin Hong | 495 | Loke Geok Think |
| 361 | Lakshmi Narayanan Srinivasa Gopalan | 428 | Lim Boh Tee | 496 | Loke Mun Hao |
| 362 | Lalit | 429 | Lim Bok Lan | 497 | Loo Moi Fa |
| 363 | Lam Kin Wang | 430 | Lim Boon Sze | 498 | Loong Sheau-Tan |
| 364 | Lam Sui Lan | 431 | Lim Chai Tee | 499 | Lou Soo Tiang |
| 365 | Lam Wing Fatt Steven | 432 | Lim Chan Poh | 500 | Lou Zhihan |
| 366 | Lam Wing Fatt Steven | 433 | Lim Chee Liong | 501 | Low Ah Kiaw |
| 367 | Larry Tan | 434 | Lim Chee Wei | 502 | Low Ah Muay Catherine |
| 368 | Late Lim Shoon Beoy | 435 | Lim Cheng Hoon | 503 | Low Boon Hong |
| 369 | Late Wee Poh Choo | 436 | Lim Chiew Moa | 504 | Low Ching Cheow |
| 370 | Lau Kin Huang | 437 | Lim Chin Sing | 505 | Low Chow Hong |
| 371 | Lau Kwang Fatt Gilbert | 438 | Lim Chong Yeow | 506 | Low Ghee Tat |
| 372 | Lau Son Heng | 439 | Lim Choon Huat Johnny | 507 | Low Kok Tiong |
| 373 | Lau Teh Yee | 440 | Lim Chye Guan | 508 | Low Koon Lin |
| 374 | Lawrence Zhuang | 441 | Lim Eng Seng | 509 | Low Lai Kwee |
| 375 | Leck Meng Chye Vincent | 442 | Lim Gek Sim Emeline | 510 | Low Lee Ngoh |
| 376 | Lee Bee Eng | 443 | Lim Guat Ha | 511 | Low Ngee Boon |
| 377 | Lee Chee Keong | 444 | Lim Ho Choon | 512 | Low Siew Yang |
| 378 | Lee Cheng Nee | 445 | Lim Hock Seng | 513 | Low Wai Ling |
| 379 | Lee Cher Huan | 446 | Lim Hock Tian | 514 | Low Wee Ting |
| 380 | Lee Chong Meng | 447 | Lim Hui Yuan | 515 | Lui Ching Yeon |
| 381 | Lee Chuan Guan | 448 | Lim Hwee Hwa | 516 | Lum Say Keong |
| 382 | Lee De Sheng | 449 | Lim JunHan | 517 | Maimunah Bte Mahpuz |
| 383 | Lee Fook Eng | 450 | Lim Kee Hun | 518 | Mak Chee Keong |
| 384 | Lee Hui Kee | 451 | Lim Kee Yang | 519 | Malik Bin Maksudi, BBM |
| 385 | Lee Keng Hwa | 452 | Lim Kiah Tow | 520 | Maren Lee Wai Juen |
| 386 | Lee Kiat Boon | 453 | Lim Kim Huat | 521 | Margaret Tan |
| 387 | Lee Kim Yap | 454 | Lim Kim Kee | 522 | Mary Teo |
| 388 | Lee Kuang Hsi | 455 | Lim Kim Moey | 523 | Max Teo |
| 389 | Lee Lay Chiu | 456 | Lim Kim Mok | 524 | May Ho |
| 390 | Lee Lian Seng | 457 | Lim Kim Seng | 525 | Md Siddig Ibrahim |
| 391 | Lee Ling Ling | 458 | Lim Kwok Wei | 526 | Melvin Song Wee Leong |
| 392 | Lee Meng Kher | 459 | Lim Lai Keow Mercy | 527 | Menghani Jagdish Saligram |
| 393 | Lee Poh Lian | 460 | Lim Lai Thiam | 528 | Metta Lee Qian Ying |
| 394 | Lee Siew Lie | 461 | Lim Li Moey | 529 | Michelle Lim |
| 395 | Lee Siow Wah | 462 | Lim Liang Chai | 530 | Michelle Soh |
| 396 | Lee Song Chiew | 463 | Lim Loo Kit | 531 | Miruna Ranjan |
| 397 | Lee Swee Chong | 464 | Lim Mui Eng | 532 | Mohamad Ramli Salleh |
| 398 | Lee Tang Li | 465 | Lim Nelliie | 533 | Mohamed Bin Syed Alwi Alkaff |
| 399 | Lee Teng Chin Doris | 466 | Lim Poh Khoon | 534 | Mohamed Zin Kadir |
| 400 | Lee Thiam Seng | 467 | Lim Puay Nam | 535 | Monica Lim Mui Hoon |
| 401 | Lee Tiam Nam | 468 | Lim Seok Kee | 536 | Morgan Yeo Jing-wei |
| 402 | Lee Wee Heng | 469 | Lim Shan Shan | 537 | Mr Neo |
| 403 | Lee Woei Shiuan | 470 | Lim Sheng Yun | 538 | Mr Teo |
| 404 | Lee Zeyuan | 471 | Lim Shi Choo | 539 | Ms Lee |
| 405 | Lei Wang | 472 | Lim Shi Tai Clifton | 540 | Neo Kee Choon Thomas |
| 406 | Lek Yak Wui | 473 | Lim Shuh Khoon | 541 | Neo Kim Hoi |
| 407 | Lembaga Pentadbir Masjid Khalid | 474 | Lim Siew Kien | 542 | Neo Kwai Cheng |
| 408 | Leong Chee Seng | 475 | Lim Siew Piah | 543 | Neo Kwei Lu |
| 409 | Leong Kai Fei | 476 | Lim Swee Choo | 544 | Neu Shi Ling |
| 410 | Leong Sein Choy | 477 | Lim Teck Boon | 545 | Neu Zheng Wei |
| 411 | Leong Yin Fun | 478 | Lim Thong Chuan | 546 | Ng Ai Lian |
| 412 | Leong Yoke Kuan | 479 | Lim Xue Er | 547 | Ng Chee Seong |
| 413 | Leow Buck Chuan | 480 | Lim Yang Maey | 548 | Ng Cheong Kim |
| 414 | Lew Jing Yi Florance | 481 | Lim Yew Si | 549 | Ng Chor Seng |
| 415 | Lew Kok Thye | 482 | Lim Zhao Ru | 550 | Ng Foo Meng |
| 416 | Lian Dengli | 483 | Lim Zheng Yuan | 551 | Ng Gek Hwee |
| 417 | Lian Wei Shun | 484 | Lin Jou Ching | 552 | Ng Hong Choo |
| 418 | Liang Say Liat | 485 | Lina C Salorga | 553 | Ng Kah Gui |
| 419 | Lie Kim Lin | 486 | Linda Ho | 554 | Ng Kah Leong |
| 420 | Liew Chan Harn | 487 | Linda Tan | 555 | Ng Khar Meng |
| 421 | Liew Siet Mee | 488 | Loh Chew Choo | 556 | Ng Kheng Siang Terence |
| 422 | Lily Seah Leng Hiang | 489 | Loh Hwee Lian | 557 | Ng Kok Kian |
| | | 490 | Loh Lay Eng | 558 | Ng Peng Joe |

| | | | | | |
|-----|---------------------------|-----|-------------------------|-----|---------------------------------|
| 559 | Ng Poh Eng | 627 | Poh Choon Huay | 693 | Siew Poh Chuen |
| 560 | Ng Siew Geo | 628 | Poh Hee Hian | 694 | Sim Koon Lay |
| 561 | Ng Siew Meng | 629 | Poh Kim Hock | 695 | Sim Lay Kuan |
| 562 | Ng Sow Mei | 630 | Poh Lay Koon | 696 | Sim Peng Liek |
| 563 | Ng Tanng Piew & Family | 631 | Poh Li Thiem | 697 | Sim Wee Sing Jeffrey |
| 564 | Ng Teck Guan | 632 | Poh Soon Leong | 698 | Siow Siew Ping |
| 565 | Ng Thian Hoo | 633 | Poh Teng Hua | 699 | Siti Fatimah Bte Abdul Latiff |
| 566 | Ng Wai Lan Christina | 634 | Poh Yeo Tee | 700 | Sivakumar |
| 567 | Ng Wei Ming | 635 | Pong Yew Kong | 701 | Small Lim |
| 568 | Ng Yiang Chuang | 636 | Poon Cher Hock | 702 | Sng Cheng Hai |
| 569 | Ng Yip Keong | 637 | Poon Hui Tiang | 703 | Sng Tee Kia |
| 570 | Ngoh Kun Lam Jaron | 638 | Prakharenka Aliaksandr | 704 | Soh Boon Cheng |
| 571 | Nicole Tay | 639 | Quek Ah Kee | 705 | Soh Chee Eng |
| 572 | Noorhasana Bte Mohd Arsad | 640 | Quek Bee Hong | 706 | Soh Gak Lai |
| 573 | Nur Lailian Binte Ridzuan | 641 | Quek Chin Kok | 707 | Soh Guek Eng |
| 574 | Nyang Poh Chin | 642 | Quek Guat Keow | 708 | Soo Yar Ping |
| 575 | Oh Beng Kwang | 643 | Quek Guat Keow, Ivy | 709 | Soh Huat |
| 576 | Oh Khoon Hong | 644 | Quek Li Kiang | 710 | Sor Kim Eng |
| 577 | Oh Koh Chuan | 645 | Quek Monie | 711 | Srinivasan Venikita Padmanabhan |
| 578 | Oh Lay Choon | 646 | Raakhee Girija | 712 | Stephanie Lee |
| 579 | Oh Swee Hwa | 647 | Rahana | 713 | Stephen Poh |
| 580 | Olivia Chua | 648 | Rahim Bin Ahmad | 714 | Steve Quek Chin Kok |
| 581 | Ong Bee Choo | 649 | Rai Nandan | 715 | Steven Aw Kian Chang |
| 582 | Ong Bee Kuan | 650 | Raman Kumar | 716 | Steven Lim |
| 583 | Ong Beng Li (Weng MingLi) | 651 | Ray Chen | 717 | Steven Teo |
| 584 | Ong Cai Hong | 652 | Raymond | 718 | Su Shinn South |
| 585 | Ong Cheng Kiat | 653 | Richard Ng Kok Hong | 719 | Subari Bin Ahmad |
| 586 | Ong Chwee Lian | 654 | Richard Tai | 720 | Sukhita Wong Poh Muay |
| 587 | Ong Hai Soon | 655 | Richard Tan Lian Chou | 721 | Sukie |
| 588 | Ong Hong Ling | 656 | Rina Ooi | 722 | Susan Lim |
| 589 | Ong Jeffanie | 657 | Ronson Gan | 723 | Susan Tai |
| 590 | Ong Jun Kang | 658 | Roy Tan Hao Qian | 724 | Susan Yeo Khar Sing |
| 591 | Ong Kah Chee | 659 | Ruby Lee | 725 | Suzanne Tan |
| 592 | Ong Keo Hoi | 660 | S Sanjeeth | 726 | Tai Choon Hean |
| 593 | Ong Kuei Hsien | 661 | S. Puhaindran | 727 | Tan Ah Choo |
| 594 | Ong Long Zhen | 662 | Sachin Athalye | 728 | Tan Ah Moy |
| 595 | Ong Nee Gai | 663 | Sally Teo | 729 | Tan Ai Tee |
| 596 | Ong Ooi Tong | 664 | Samantabhadra Vihara | 730 | Tan Aik Lan |
| 597 | Ong Pang Kiang | 665 | Sangeetha D/O | 731 | Tan Aik Sin |
| 598 | Ong Pi Lu | | Palasupramaneam | 732 | Tan Be Yong |
| 599 | Ong Poh Hwa | 666 | Saw Suay Har | 733 | Tan Bee Peng |
| 600 | Ong Say Kiat | 667 | Seah Ah Meng | 734 | Tan Bo Tan |
| 601 | Ong Seng Keng | 668 | Seah Chong Eng | 735 | Tan Boon Hong |
| 602 | Ong Siew Choo | 669 | Seah Kah Heng | 736 | Tan Boon Tiong Jeffrey |
| 603 | Ong Thiam Beng | 670 | Seah Meow Heang | 737 | Tan Chang Peng |
| 604 | Ong Tsui Chuan | 671 | Sean Goh | 738 | Tan Chee Khiang |
| 605 | Ong Wan Kee Lynette | 672 | See Chue Ling | 739 | Tan Chen Chat |
| 606 | Ong Wei Kok | 673 | See Hock Chuan | 740 | Tan Cheng Khim |
| 607 | Ong Yong Xian | 674 | Seet Lee Kiang | 741 | Tan Cheng Wee |
| 608 | Ong Zhi Swee | 675 | Seet Wan Hwa | 742 | Tan Chew Nghee Eileen |
| 609 | Ooi Li Teng | 676 | Selina Tay Lian Bee | 743 | Tan Chong Boon |
| 610 | Ooi Shing Ming | 677 | Seng Teck Kee | 744 | Tan Choon Thian, Mitchel |
| 611 | P. Santamilselvi | 678 | Seow Keat Har Molly | 745 | Tan Chuan Huat |
| 612 | Palaniapan Jeyamalar | 679 | Serene Gan | 746 | Tan Gaik Chee |
| 613 | Pang Choon Leng | 680 | Seto Hung Lin | 747 | Tan Gak Tong |
| 614 | Panvira | 681 | Shamsiah Abdullah | 748 | Tan Goh Kim |
| 615 | Patrick Low | 682 | Shantha Ramakrishnan | 749 | Tan Han Koon, Raymond |
| 616 | Patrick Tan | 683 | Sharifah Adida Bte Syed | 750 | Tan Han Wee |
| 617 | Peh Ah Geok | | Hassan Shahab | 751 | Tan Heng Siang |
| 618 | Peh Oon Kee | 684 | Sharon Ang Shu Yi | 752 | Tan Hock Soon |
| 619 | Peh Qon Kee | 685 | Sharon Low | 753 | Tan Hoo Leong |
| 620 | Pek Beng Tit | 686 | Shaw Kar Seng, BBM | 754 | Tan How Nguang |
| 621 | Peng Kai Yan | 687 | Shawn Ong | 755 | Tan Hsiang Chin Angel |
| 622 | Peter Chua | 688 | She Shau Koon | 756 | Tan Hua Moy |
| 623 | Phey Kian Guan | 689 | Shue Shin Mai | 757 | Tan Jing Loong |
| 624 | Philip Hew | 690 | Sia Moah Lean | 758 | Tan Jui Tuang |
| 625 | Phyllis Lim Siang Chuang | 691 | Siah Teck Loo | 759 | Tan Kah Cheng |
| 626 | PM. Velvizhi | 692 | Siew Poh Choo | 760 | Tan Keng Ann |

| | | | | | |
|-----|-----------------------|-----|-----------------------------|-----|----------------------------|
| 761 | Tan Kheng Hun | 829 | Teo Kwang Hee | 897 | Wong Toi Heng |
| 762 | Tan Khwee Hau | 830 | Teo Ngee Kuan | 898 | Wong Wai Kit |
| 763 | Tan Kian Seng | 831 | Teo Sew Kew | 899 | Wong Yeok Lan |
| 764 | Tan Kim Hee | 832 | Teo Su Ping | 900 | Woon Choon Geok |
| 765 | Tan Kim Huat | 833 | Teo Teck Hock | 901 | Woon Siang Eng |
| 766 | Tan Kok Leong | 834 | Teo Teck Kay | 902 | Wu Bangwen |
| 767 | Tan Kuie Hiang | 835 | Teo Wee Hwee | 903 | Wu Si Hui Fiona |
| 768 | Tan Lan Guan | 836 | Tezza | 904 | Yahshni Devi D/O Murugayan |
| 769 | Tan Lay See | 837 | Thankam D/O R Kunjamboo | 905 | Yanyan Hou |
| 770 | Tan Lee Hwee | 838 | Thet Win | 906 | Yap Gay Sin |
| 771 | Tan Lee Kiang | 839 | Thiang Tao-Yien Eugene | 907 | Yap Guat Khim |
| 772 | Tan Mang Lie | 840 | Thomas Cheah Seng Cher | 908 | Yap Hui Tee |
| 773 | Tan Mui Hiong | 841 | Ti Kai Xin | 909 | Yap Lee Yuen |
| 774 | Tan Mui Khim | 842 | Tian Oi Theen | 910 | Ye Qiao Jun Jayce |
| 775 | Tan Pen Lam | 843 | Tiang Hui Hui | 911 | Yee Wai Ming Ellen |
| 776 | Tan Peng Seng | 844 | Tio Gek Hiok | 912 | Yenny |
| 777 | Tan Poh | 845 | Tiong Yen Lin | 913 | Yeo Bee Har |
| 778 | Tan Poh Liang | 846 | Toh Ah Quee | 914 | Yeo Chee Beng |
| 779 | Tan See Chen | 847 | Toh Eng Han | 915 | Yeo Chee Chuan |
| 780 | Tan Seok Cheng | 848 | Toh Hee Choye | 916 | Yeo Cheng Peng |
| 781 | Tan Seong Ee | 849 | Toh Kim San | 917 | Yeo Cheo Tee |
| 782 | Tan Siew Kee | 850 | Toh Koon Bee | 918 | Yeo Eng Ling |
| 783 | Tan Sing Phen | 851 | Toh Kwee Hiong | 919 | Yeo Eng Teck |
| 784 | Tan Siok Keow | 852 | Toh Pei En | 920 | Yeo Jing-wei Morgan |
| 785 | Tan Suan Ching | 853 | Toh Poh Yen | 921 | Yeo Kee Poo |
| 786 | Tan Suan Eng | 854 | Tong Tan Cheng Meng | 922 | Yeo Lee Kian |
| 787 | Tan Suay Lek | 855 | Tony | 923 | Yeo Ser Boon |
| 788 | Tan Tai Ngai | 856 | Tuminah Binte Sahlan | 924 | Yeo Siew Kim |
| 789 | Tan Teck Loong, Jason | 857 | Udaykumar Nanjappan | 925 | Yeo Siew Leng |
| 790 | Tan Tiong Har | 858 | Valerie Tan | 926 | Yeo Siew Ming |
| 791 | Tan Wam Tung | 859 | Vanaroja w/o Sankaran | 927 | Yeo Sing Keong |
| 792 | Tan Wee Kiang | 860 | Venerable Dr. K. Gunaratana | 928 | Yeo Sok Huang |
| 793 | Tan Wee Meng | 861 | Venus Ang | 929 | Yeo Soon Kwang |
| 794 | Tan Yan Hua | 862 | Veron Loh | 930 | Yeo Teck Cheong |
| 795 | Tan Yan Ning | 863 | Viji Ramakrishnan | 931 | Yeo Teck Kim |
| 796 | Tan Yen Leng | 864 | Vincent Lee | 932 | Yeo Zhen Yu |
| 797 | Tan Yi En | 865 | Vinutha Dyavappa Gowda | 933 | Yeong Kwai Chan |
| 798 | Tan Yong Kwang | 866 | Vonda Susanto | 934 | Yeong Pui Wei |
| 799 | Tan Yong Quan | 867 | Wan Chin Juan | 935 | Yeow Hui Lang |
| 800 | Tan Yu Peng Bobby | 868 | Wan Hock Chuan | 936 | Yip Siew Kong Kelvin |
| 801 | Tang Kum San | 869 | Wan Sow Lan | 937 | Yong Ah Loi |
| 802 | Tang Lye Fong | 870 | Wang Ai Mei | 938 | Yong Chye Lim |
| 803 | Tang P-Yen | 871 | Wang Cheng Ding | 939 | Yong Pau Moi |
| 804 | Tann Aik Huat | 872 | Wang Choon Mooi | 940 | Yong Siew Kin |
| 805 | Tay Ah Hong | 873 | Wang Hong Wee | 941 | Yong Sook Leng, Sue Lyn |
| 806 | Tay Choon Peng | 874 | Wang Jian Fu | 942 | Yu King Kiat |
| 807 | Tay Lay Lay | 875 | Wang Lei | 943 | Yu Kong Nguan |
| 808 | Tay Lay Peng | 876 | Watt Bing Heng | 944 | Yuen Pak Yew |
| 809 | Tay Liang Wah | 877 | Wee Lai Huat | 945 | Yvonne Nghoh Gek Pheng |
| 810 | Tay Lin Chor | 878 | Wee Loke Chew | 946 | Zee Chow Seng |
| 811 | Tay Poh Hong | 879 | Wendy Yap | 947 | Zeng Hanwei Edmund |
| 812 | Tay Seok Choon | 880 | William Lim | 948 | Zhang Xiaowei |
| 813 | Tay Siew Ba | 881 | Winnie Tay | 949 | 吕耀威 |
| 814 | Tay Sing Ling | 882 | Wong Ah Nee | 950 | 吴亚凤 |
| 815 | Tay Winnie | 883 | Wong Chew Yu, Sharon | 951 | 吴亚妹 |
| 816 | Tay Yin Yin | 884 | Wong Chit Sieng | 952 | 周正亮 |
| 817 | Tay Yong Nee | 885 | Wong Choong Meng Eric | 953 | 己故李北水 |
| 818 | Tee Kim Sweet | 886 | Wong Fook Choy | 954 | 己故姚金福 |
| 819 | Teng Chew Meng | 887 | Wong Foong Lan | 955 | 己故欧阳惠娴 |
| 820 | Teo Bee Day | 888 | Wong Gnaw | 956 | 己故洪秀来 |
| 821 | Teo Boon Gim | 889 | Wong Guan Yih | 957 | 朱云萍 |
| 822 | Teo Chin Huat | 890 | Wong Joy Ling | 958 | 林秀珍 |
| 823 | Teo Eng Kwang | 891 | Wong Miow Sing | 959 | 梁碇梅 |
| 824 | Teo Han Liang Michael | 892 | Wong Poh Lee | 960 | 王艺英 |
| 825 | Teo Hock Guan | 893 | Wong Sin Yew | 961 | 蔡玉花 |
| 826 | Teo Hock Kiang | 894 | Wong Soo Hah | 962 | 许渊雄 |
| 827 | Teo Joo Lai | 895 | Wong Sow Kin | 963 | 许瑞英 |
| 828 | Teo Koon Wee | 896 | Wong Su May | 964 | 许耀明 |

965 许耀豪
 966 许镇鸿
 967 谢佩芳
 968 谭彩红
 969 连林莲
 970 释莱慧
 971 陈太
 972 陈碧君 Jaime

商家/团体

1 42 SAR
 2 66 Super Store
 3 94 Eating House Pte Ltd
 4 AbbVie Pte. Ltd.
 5 Abdullah Saleh Shooker Charity Fund
 6 ABR Holdings Limited
 7 Active Global Interior Pte Ltd
 8 Active SG
 9 Admira Pte Ltd
 10 Aerogaz (S) Pte Ltd
 11 Alcare Pharmaceuticals
 12 Allalloy Dynaweld
 13 Amoy Canning Corporation (Singapore) LTD
 14 Ange Fashion House
 15 Ann Lee Group
 16 AOX Pte Ltd
 17 Apollo Food Industries Sdn Bhd
 18 AR43 Architects Pte Ltd
 19 Arox Singapore Pte Ltd
 20 Bai Nian 2 (Chai Chee Road)
 21 Bai Nian 2 (New Market)
 22 Basic Essence
 23 Bay Hotel Singapore
 24 BeauteHub International Pte Ltd
 25 Bee Choo Herbal Hair Treatment
 26 Bengawan Solo Pte Ltd
 27 Beyonics International Pte Ltd
 28 Body Wellness
 29 Brilliant Corporation Pte Ltd
 30 Bubble Tease
 31 C.J. Management & Development Pte Ltd
 32 Cambert (F.E.) Pte Ltd
 33 Care & Share
 34 Cheerleading Association Singapore
 35 Cheers
 36 Choon Hin Stainless Steel Pte Ltd
 37 CHURROS FACTORY
 38 Ci Yan Organic Vegetarian Health Food
 39 Citi Exchange Express & Services Pte Ltd
 40 Citizen Farm
 41 Citrusox
 42 City Hair Studio
 43 Classic Spring Hair & Beauty Salon
 44 CMK 2001 Restaurant Pte Ltd
 45 CMYZ Design & Prints
 46 Coca-Cola Pte Ltd
 47 ComfortDelGro Corporation Limited
 48 Community Foundation of Singapore
 49 Component Technology
 50 Crowne Plaza Changi Airport
 51 Daimler South East Asia Pte Ltd, Mercedes-Benz Singapore
 52 Daiya Engineering & Construction Pte Ltd
 53 D'ark Associates
 54 D'Cuisines Pte Ltd
 55 Deloitte & Touche LLP
 56 Dian Essentials

57 Dignity Kitchen
 58 Direct Life Foundation
 59 DKSH
 60 Dough Culture
 61 Dragon D'or Cosmetics
 62 Dragon Tree Milk Shake House
 63 DSO (Oriental Delight Catering)
 64 Durian Fullhouse
 65 E Way-Dido Engineering Pte Ltd
 66 Eelit Placement Agency
 67 Efunity Pte Ltd
 68 Emiko Arts
 69 Entrust Provision
 70 ETI Nee Soon Camp
 71 Etude House
 72 Everform Enterprises
 73 Fa Yew Construction Pte Ltd
 74 Fancy Papers Supplier
 75 Feng Tyan Vegetarian Food
 76 Firefly and Wat Ananda Youth
 77 Firetronics (S) Pte Ltd
 78 Fo You Yuan Vegetarian Restaurant
 79 Fook Hin Pawnshop Pte Ltd
 80 Fountain Money Changer
 81 Furama City Centre
 82 Galderma Singapore Pte Ltd
 83 Gan Teck Kar Investments Pte Ltd
 84 Glass Story
 85 Goh Eng Ghee Scrap Traders
 86 Gold Kili
 87 Golden Health Rice
 88 Gourmet Trendz Pte Ltd
 89 Grand Mercure Singapore Roxy
 90 Green Natural Trading
 91 Group of Philanthropists
 92 H & W International Pte Ltd
 93 Hai Fong Restaurant
 94 Han Poh Court Trading
 95 Han's (F&B) Pte Ltd
 96 Hay Dairies Pte Ltd
 97 He Jia
 98 Heng Kwang Optics & Contact Lens Centre
 99 Himalaya
 100 Hock Air Trading Pte Ltd
 101 Hock Hua
 102 Holiday Inn Singapore Orchard City Centre
 103 Horologe
 104 Hua Siah Construction Pte Ltd
 105 IK Chin Travel
 106 Integer Alpha Pte Ltd
 107 Intercontinental Communications Pte Ltd
 108 Jack Investment Pte Ltd
 109 Jack Singing Training & Musical Centre
 110 Jerry Tan Eye Surgery
 111 Jit Sheng Provision Trading Pte Ltd
 112 JP Nelson Equipment Pte Ltd
 113 JS Hair Dressing Beauty Saloon
 114 Juho Construction Pte Ltd
 115 Jurong Hong San See Association
 116 Just Green Vegetarian Food
 117 Kai Joo Hung Optical & Watches
 118 Keng Chuan Hiang
 119 Keppel FELS
 120 Keppel Offshore & Marine
 121 Keppel Shipyard
 122 Keppel SingMarine
 123 Khai Wah Battery & Tyre Pte Ltd
 124 Kim Hock Guan

| | | | |
|-----|--|-----|--|
| 125 | King Poh Hong Trading | 192 | Quantisys Private Limited |
| 126 | Kips N Kwik | 193 | Radiance Swiss |
| 127 | Kiung Nam Pte Ltd | 194 | Raffles Country Club |
| 128 | Knowledge Park Student Care Centre | 195 | Raffles Town Club |
| 129 | Koufu Foodcourt — 素满园 | 196 | RE&S Enterprises Pte Ltd |
| 130 | Koufu Vegetarian Food | 197 | Reactiv |
| 131 | KPMG Services Pte. Ltd. | 198 | Relex Illumination Pte Ltd |
| 132 | Kueh Ho Jiak | 199 | Ren Ting Trading |
| 133 | Kushinagara Buddhist Cultural Products (Pte) Ltd | 200 | RHQ Rabbitheadquarters |
| 134 | Kwan Im Vegetarian Restaurant | 201 | Ritz Carlton |
| 135 | Kwong Cheong Thye Pte Ltd | 202 | Roma's Deli |
| 136 | L&D Interior Contractor Pte Ltd | 203 | Rotary Club |
| 137 | L.D.Waxson (S) Pte Ltd | 204 | Royalize International Event Management |
| 138 | Lao Shan Tan 崂山坛 | 205 | RVB-Research Value Beauty |
| 139 | LBK Import & Export | 206 | Safran Landing System |
| 140 | Lee Beng Tyre & Battery Co | 207 | San Jiang Eating House |
| 141 | Lee Foundation | 208 | Sandeli Cake Shop |
| 142 | Lee Wei Song School Of Music | 209 | Scene City |
| 143 | Lian Yick Metal Tents | 210 | S-City Café Pte Ltd |
| 144 | Lifeskills Enrichment | 211 | Seng Heng Engineering |
| 145 | Lingjack Engineering Works Pte Ltd | 212 | Seng Yeok Chan Agency |
| 146 | Lion Corporation (S) Pte Ltd | 213 | Serena Hair & Beauty Salon |
| 147 | Lion's Club | 214 | SGDrivers Pte Ltd |
| 148 | M1 Limited | 215 | Sheng Moh Fruits & Provision Store |
| 149 | M21 Drycleaners Pte Ltd | 216 | Siemens Postal, Parcel & Airport Logistics Pte Ltd (SPPAL) |
| 150 | Magenta Beauty Pte Ltd | 217 | Siemens Pte Ltd |
| 151 | Man Fut Tong Welfare Society | 218 | Simei Fruits Trading |
| 152 | Management Development Institute of Singapore (MDIS) | 219 | Singapore Airlines Limited |
| 153 | Mandarin Orchard Singapore | 220 | Singapore HK International Restaurant Trade Friendship Association |
| 154 | Marina Bay Sands | 221 | Singapore Hospice Council |
| 155 | Mekhala Living | 222 | Singapore Jain Religious Society |
| 156 | Miao Yi Vegetarian Restaurant Pte Ltd | 223 | Singapore Petroleum Company |
| 157 | Ming Xin Trading | 224 | SMC Industrial Pte Ltd |
| 158 | Ministry of Baby | 225 | SME Centre @ SMCCI Pte Ltd |
| 159 | Mitsubishi Electric Asia Pte Ltd | 226 | Society Staples |
| 160 | Moonstone Coffee House LLP | 227 | Southern Enterprise |
| 161 | Mr Bean | 228 | Southern Palace Vegetarian Restaurant |
| 162 | Mukesh Trading & Foods Pte Ltd | 229 | Staedtler Singapore Pte Ltd |
| 163 | My Colours | 230 | Standard Chartered Bank Singapore |
| 164 | Natural Harvest Pte Ltd | 231 | Sun Tanning Studio Pte Ltd |
| 165 | Natural Healings | 232 | Super Bean International Pte Ltd |
| 166 | Nature Harvest Cafe | 233 | Super Heroes Café |
| 167 | Nature Vegetarian Catering Pte Ltd | 234 | Swee Bee Coffee Stall |
| 168 | Nature's Harvest Cafe | 235 | T & M Travel (S) Pte Ltd |
| 169 | NCL Housing Pte Ltd | 236 | T.K.H Deco Pte Ltd |
| 170 | Nestle -MILO | 237 | Tak Product & Services |
| 171 | Norton Lilly International | 238 | Tampines Optical & Contact Lens Centre Pte Ltd |
| 172 | Ocean Curry Fish Head | 239 | Tampines Rovers Football Club |
| 173 | Oh Guan Hing Sesame Oil Factory Pte Ltd | 240 | Tampines Trading |
| 174 | Olam International Ltd | 241 | Tan Chin Tuan Foundation |
| 175 | Orchid Bowl | 242 | Tanah Merah Country Club |
| 176 | Orient Foods Pte Ltd | 243 | Taste Original Organic Mart |
| 177 | Pacific International Lines - Jordan W.L.L. | 244 | Tay Ah Tho Trading |
| 178 | Pan Pacific Hotels & Resorts | 245 | Teh Tarik Makan House |
| 179 | Peninsula Excelsior Hotel | 246 | Teng Yang Organic Trading |
| 180 | Peninsula Excelsior Singapore | 247 | Tes-Amm Singapore Pte Ltd |
| 181 | Phoenix Beauty Salon | 248 | The Body Shop Singapore |
| 182 | Phoenix Oil & Gas Pte Ltd | 249 | The Finger Players |
| 183 | PIL Djibouti Ltd | 250 | The Fullerton Hotel Singapore |
| 184 | Pilot Pen (S) Pte Ltd | 251 | The Hongkong and Shanghai Banking Corporation Limited |
| 185 | Piore Pte Ltd | 252 | The Jelly Bean Factory Singapore |
| 186 | Poh Soon Joss Sticks Trading | 253 | The New Women Group |
| 187 | Polycare Optometrist | 254 | The Standard Club Asia Ltd |
| 188 | Ponni Merchandising Pte Ltd | 255 | The Sukha House |
| 189 | Primadeli Cake Shop | 256 | The Versatile Hair & Beauty Salon |
| 190 | Provac International Pte Ltd | 257 | Thong Seng Tong Traditional Chinese Medicine Shop |
| 191 | PTC System (S) Pte Ltd | | |

| | |
|-----|---|
| 258 | Tian Tai Eating House |
| 259 | Tiong Bahru Football Club |
| 260 | Toyogo Group |
| 261 | Treetops Executive Residences Singapore |
| 262 | Trident Law Corporation |
| 263 | True Fitness |
| 264 | Trunk & Petal Ltd |
| 265 | Tuas Power Generation Limited |
| 266 | U&P Pte Ltd |
| 267 | UMW Equipment & Engineering Pte Ltd |
| 268 | United Parcel Service Singapore Pte Ltd |
| 269 | Urban Fairways |
| 270 | Ustyle Hair Beauty Zone |
| 271 | Vegan Burg |
| 272 | Vegetarian Food |
| 273 | Victor Veggie |
| 274 | Vincent Watch Pte Ltd |
| 275 | VU Marcoms |
| 276 | Wan Boo Sow Charity Fund Ltd |
| 277 | Wang-Fu Industry (Pte) Ltd |
| 278 | West Point Optometrist |
| 279 | Winter Time |
| 280 | Woodlands Swimming Complex |
| 281 | YCH Group Pte Ltd |
| 282 | Yeo Hiap Seng Ltd |
| 283 | Yi Fang Xiang Services Pte Ltd |
| 284 | Yi Kou Wei |
| 285 | Yi Shan Vegetarian & Organic Products |
| 286 | Yikowei Pte Ltd |
| 287 | Yishun 846 Committee |
| 288 | Yong Xiang Economical Bee Hoon |
| 289 | York Hotel |
| 290 | Youthcorp |
| 291 | Zendesk Pte Ltd |
| 292 | Zi Yean Restaurant Pte Ltd |
| 293 | Zi Zai Vegetarian |
| 294 | 万兴坛 |
| 295 | 健康素食 |
| 296 | 先驱北路中元会 |
| 297 | 协北坛 |
| 298 | 商店吧刹联合社中元会 |
| 299 | 大同食品私人有限公司 |
| 300 | 大自然素食馆 |
| 301 | 智冠素食 |
| 302 | 狮城阴阵殿公庙 |
| 303 | 美味(新)私人有限公司 |
| 304 | 进宝坛 |
| 305 | 顯威殿 |
| 306 | 马林百列中心顺顺顺中元会 |

教育学府

| | |
|----|---|
| 1 | Anglo-Chinese School (Independent) |
| 2 | Canberra Secondary School |
| 3 | Changkat Changi Secondary School |
| 4 | Fuchun Primary School |
| 5 | Gongshang Primary School |
| 6 | Greenview Secondary School |
| 7 | Hwa Chong International School |
| 8 | ITE College East |
| 9 | Marsiling Secondary School |
| 10 | Nan Chiau High School |
| 11 | Nanyang Technological University |
| 12 | NUS Business School |
| 13 | PCF Sparkletots Preschool @Changi Simei |
| 14 | Presbyterian High School |
| 15 | Raffles Institution |
| 16 | Republic Polytechnic |

| | |
|----|--|
| 17 | Singapore Polytechnic |
| 18 | United World College South East Asia East Campus |
| 19 | West Spring Secondary School |
| 20 | Westwood Secondary School |

寺院、佛堂

| | |
|----|----------------------------------|
| 1 | Al-Istighfar Mosque |
| 2 | Bo Tien Temple |
| 3 | Buddha Tooth Relic Temple |
| 4 | Buddhist Life Mission |
| 5 | Buddhist Research Society |
| 6 | Burmese Buddhist Temple |
| 7 | Chek Sian Tng Temple |
| 8 | Cheow Leng Beo |
| 9 | Darul Ghufuran Mosque |
| 10 | Golden Pagoda Buddhist Temple |
| 11 | Kwan Im Thong Hood Cho Temple |
| 12 | Lembaga Pentadbir Masjid Khalid |
| 13 | Loyang Tua Pek Kong Temple |
| 14 | Palelai Buddhist Temple |
| 15 | Puat Jit Buddhist Temple |
| 16 | Sagaramudra Buddhist Society |
| 17 | Samantabhadra Vihara |
| 18 | Sian Teck Tng Vegetarian Convent |
| 19 | Singapore Buddhist Youth Mission |
| 20 | Singapore Jain Religious Society |
| 21 | Tai Pei Yuen Temple |
| 22 | Tibetan Buddhist Studies Society |
| 23 | Vimalakirti Buddhist Centre |

慈光福物义标的支持组织、企业公司及个人 (不分先后)

| | |
|----|---|
| 1 | Gan Teck Kar Investments Pte Ltd, The Food Barn |
| 2 | 陈利盛寿桃馆 - 廖琰银, 陈朝豪 |
| 3 | Burt Wee Lai Huat, 江福成, Ong Teng San, Ong Teng Hai, Victor Lee Siew Wai |
| 4 | Arox Singapore Pte Ltd - Tay Kim Ann, Lim Yok Ley, 林福力, Koh Soo Meng, Yap Yong Song, Anthony Lim, Lim Hok Kow, Seah Poh Poh |
| 5 | New Town Engineering Pte Ltd - 邱新城, 赵心群, Jade Khoo |
| 6 | 老中中五香酥虾饼 - 陈机光, 郑秀兰 |
| 7 | 陶发新记 - 杨应青, 吴素珍, 杨凯凌 |
| 8 | Iris Lim; Poh Yong Wee, Bernard, Tay Siew Lang |
| 9 | Tai San Import & Export, Apollo Food Industries (M) Sdn Bhd |
| 10 | Yi Fang Xiang Services Pte Ltd, Keith Ng, Cindy Kor |
| 11 | Hay Dairies Pte Ltd - John Hay & Doreen Lim |
| 12 | Union Inks and Graphics - Philippines, Taylor Tyler Herbal Hair Spa and Salon - 张振发, 廖桂秀 |
| 13 | Vincent Watch Pte Ltd, VinCees Pte Ltd, 刘政运, 何梅铨, Marshal Watch & Company - Vincent Lui |
| 14 | Cool Dynamics Pte Ltd - 王茂荣, 曾惠心 |
| 15 | Tan Lee Kiang, Goh Chin Wah, Ho Shao Dong, Michael Oh Choon Lor, Goh Boo Sin |
| 16 | Component Technology Pte Ltd, Berne Chung Kum Pang |
| 17 | 实龙岗三道居民联合中元会; 陈振豪, Mdm Sher Meow Kheng, 陈福成, 福友成神佛贸易 |
| 18 | Choon Hin Stainless Steel Pte Ltd - Richard Lim, Robert Lim, FMD Management Consultants Pte Ltd, Seah Hock Guan |
| 19 | Juho Construction Pte Ltd - Siah Teck Loo |
| 20 | 阴溪殿公庙: Chng Kok Whatt, Resource Partner Pte Ltd |
| 21 | 协北坛: 洪汉奇, Wong Yuen Choy |

- 22 义福龙坛: 黄美珠 (亚碯), Tay Thiam Chye, Ang Chor Meng
- 23 慈善坛 (达摩祖师): 林亚兴, 李诚实, Ong Brothers Scaffolding & Engineering Pte Ltd – Addis Ong See Poh, Hock Seng Heng Transport & Trading Pte Ltd – Vincent Tan Bee Teong, Chiu Siew Cheong, 黄富名, Er Siong Leng, Tex – Star Engineering Pte Ltd, Chua Eng Seng
- 24 花莲宫: Teng Kok Hiang, Toh Eng Chew, Quek Lee Choo, 蔡秀香
- 25 裕廊凤山寺: 凤友喊标团队, 林清河 ^{PBM}, Neo Tiam Ting ^{PBM}, Ng Choon Chee – Alan, 曾振源, Chan & Chan Engineering Pte Ltd; Chan Wei Ming, Wong Wai Guan, Sin Gee Huat Hardware – Ang Shee Choon, Weetek Garment Co. 陈奋展 ^{MHS}
- 27 安济圣王庙: Chua Kok Wah ^{PBM}
- 27 玉封至富财帛星君庙: 黄联兴, 黄联成, Ng Choon Chee Alan, Tan Aik Hock, Eldwin Wong, Pin Si Kitchen Pte Ltd; Oh Cheng San ^{BBM}, Ng Kim Tiong, Yang Yu Qi, Ng Choon Chee – Alan
- 28 Neo Kee Say, Koh Wee Meng, Lee Koh Siong
- 29 关帅协莲坛: Lay Heng, 许利兴, 许再兴, 黄成财, 刘吉贵, 林劲福 ^{PBM}, 林金发, Chow Chaw Ling Adeline, KitchenBox Pte Ltd
- 30 麟谷岬鲁平安社中元会: Koh Swee Beng & Chng Sok Huay 'Cindy' & Family, 安社中元会, Lengkok Bahru 55, Teow Hee Kwang, William Ong Hong Seng, Tan Kok Leng, Andrew Lu Eng Loong
- 31 凤图庙: Ng Kee Chew
- 32 Singapore Buddhist Youth Mission, Lim Keng Nang
- 33 Sunrise Insulation Pte Ltd, Yim Yew Kwong, 李进忠
- 34 宏茂桥 一路兴中元会: Neo Bock Koon, Tan Kiat Seng, Tan Chin Siang, Yeoh Ah Chiah
- 35 Koh Aik Kuan – Consultants CKz
- 36 The Straits International Pte Ltd, Aroy Tan, Eugene Ong
- 37 金文泰联合宫: 吴文成 – Robert, 黄崧琿, Ng Tin Ann, Lim Har Hiong, Yuhan Holding Pte Ltd, General Lumber Products Pte Ltd, Lee Beng Chuan
- 38 进宝坛 南海观音佛祖: 周炳水, Toh San Peng, Teo Ah Seng, Loh Chue Leong, Seng Leong Project Pte Ltd, Jaguar Express Logistics Pte Ltd – Alan
- 39 先驱北路中元会: 王宝源, 吴如金, William Ang, Peter Chee Fu Sing, Lim Kian Heng
- 40 洪城辉, Suntrad Engineering Pte Ltd, Lim Kian Heng
- 41 城市购物中心商联中元会: 王木生, Tan Bee Lee, Lim Kim Lwee, Mr Cheong, MKO Pte Ltd, Lian Heng Huat Air-Con Services Pte Ltd, Kiew Li Fong, Ong Goon Hoi, Red's Boutique Pte Ltd
- 42 淡滨尼联合宫
- 43 吴运输中元会: 吴木新, Goh Poy Wah – Season Bus Services Co., CT Civil Construction Pte Ltd – Carlos Tay, Ang Yeng Yan, Season Bus Services Co. Pte Ltd
- 44 裕廊东24街南山乡村中元会: 蔡木川, 黄联成, 谢亨利, Ong Pang Poon, Lek Yong Han, Lim Ho Soon, 白建泰, iQ Design Concept – James Chng
- 45 全国夜市中元会: Mr Tay - Ah Hwa 郑坤华, Lee Lay Geok, Edmund Tang, Kiong Chee Sang, P. K. Events
- 46 勿洛北 E 区厂商友谊社中元会: Steven Mong, TAN Cheng Chuan, EXQUISTE ART Furniture Interior Deco Pte Ltd, Jessie Catering – Jimmy Tan, KS. Wong, MUN SOON INDUSTRIAL Pte Ltd, Vismark Food Industries – David Tan, Chin Shin (M&E) Pte Ltd; George Lee, Fung Nam Chin, Chong Kwong Ping, Ee Bee Choo, Koh Aik Siah, Shun Yi Cheng Contract Engineering Pte Ltd, Ee Ching Kiong, Toh Poh Hin, A&G Industrial Gas Trading Pte Ltd
- 47 (兀兰) 新兴中元会: 阿礼, Hong Meng San, Lim Chye Hock, Aik Hoe Heng Construction Engineering Works, 刘坤龙, Alex Ong, Delisnacks Pte Ltd
- 48 顯威殿: 阿权, In. Element Pte Ltd, Koh Mui Mui, Koh Ho Song Contractor Pte Ltd
- 49 丹戎巴葛无尾巷中元会: Ng Chee Wei, 陈长贺 (重贺), Lee Teck Khoon, B.S.K Stevedoring Pte Ltd, Maggie Thai & Chinese Restaurant – Happy John, Grand Oasis Pte Ltd, Judy Seah
- 50 西海岸汽车市场中元会: Alvin Sim, Alvin Goh, Sim Boon Hai, Boon Hai Marine Engineering Pte Ltd, Motorway Credit Pte Ltd – Michael Lim, Lee Lai Heng, Steve Pang, RTMT Motor Pte Ltd – Ricky Tay, Freddy Lee, FREDLINK AUTO TRADING, RREDLINK CAR RENTAL PTE LTD
- 51 联社中元会: Pets Dream World – Mr Kopi, Low Meng Tee
- 52 淡滨尼坊合心社中元会: Ricky Chew, 谢慧珠, Chia Soon Teck, Goh Chong Meng, Soo Hoo Keat Min, UCMHP Academy Pte Ltd, Dr. Bernard Yeo
- 53 淡滨尼西区商店居民中元会: Tan Au Tee, Edmund Tang
- 54 三巴旺大牌503中元会: 梁其德, 柳咏程, Ikea Minimart – Wong Han Min, Shun Yi Cheng Contract Engineering Pte Ltd – Kek Chin Heng, Chua Chee Teck, Hai Insulation Pte Ltd
- 55 马林百列中心顺顺顺中元会, 马林百列商联中元会, 洪兰芳, Koh Wee Meng, 傲翔, Lee Koh Siong, Goh Khim Mok, (萬陽综合保健器材中心)
- 56 安溪四川殿 – 黄联华, Koh Mui Mui
- 57 友诺士工业区丰发社中元会: Choon Hin Stainless Steel Pte Ltd, Richard Lim, Tan Tew Seng, IMD Contractors Pte Ltd, Tan Teck Sheng, Tai Chin Wan, H. S. Ng – NPC Systems Pte Ltd
- 58 新兴重型机械中元会: TAL Holdings Pte Ltd – 陈亚来, Tan Cheng Ser – 阿慈, Poh Eik Ming Jeffrey, Asiagroup Leasing Pte Ltd, Er Hui Shan, Masato Ikeda – Tan Bee Choo Irene
- 59 兀兰东区厂商联合中元会: 周文记, 林鉅评, Lim Kek Lye, Kian Hong Aluminium Works Pte Ltd, Loh Soon Wan, Angelia Ang, See Ho Private Limited, Yew Huat Scaffolding Work – 陈成发, Mike Chong, Kenny Ang Ching Kang, KA Industrial Engineering Pte Ltd
- 60 陈奕政, 林秀撈, Ricky Lau, Sing Yi F&B Pte Ltd – Lim Cheng Hoon, Lim Ming Peng, Lam Fock Ling, Yong Air-Conditioning Services – Yong Wee Cheong
- 61 拔友社中元会: Seah Chong Hwee, 黄保拔 (亚九), 林南全, Ricky Lim, Kong Hwee Ironworks & Construction Pte Ltd, Diamond Hotel – 谢孝铭, Allgreen Design Pte Ltd, Neo Bock Koon, Teo Han Wee
- 62 金文泰镇商联会中元会: 黄崧琿, Goh Khee Huat, Niam Heng Ming, Scoopy Ice Cream Cake, Soh Yih Peng, Low Joo Hiang, 谢美铢, Origin Bee Choo Herbal Pte Ltd, Origin Herbal Hair Treatment Pte Ltd, Origin Herbal Hair Treatment Sdn Bhd, Regrow International Pte Ltd, Purely Herbal Hair Treatment Pte Ltd, Origin Bee Choo Herbal Haircare Pte Ltd
- 63 麦波申三合兴中元会: 林耀辉, 陈机光, Chan Chee Kong, Daniel Tan, Soon Tiong Electrical Engineering – Tan Chua Joo, Chia Soon Teck
- 64 合兴社中元会: Seah Chong Hwee, Kwek Sing Kin, Yap Thiam Meng, Seven Seas Oil Trading Pte Ltd, Tan Tai Hong, Tan Tai Hong Resman, Heng Yi Construction Engineering Pte Ltd
- 65 Ng Keng Kwang Keith, 林德祥, 陈春成, 林丽贞, Tan Siak Hiong, 蔡月明, LPC Industrial Services, Ang Shee Choon, Decon Engineering Contractor – Tan Heng Poh

- 66 淡滨尼商店吧刹联合社中元会
67 137,138,139 商店吧刹联合社中元会: 黄金来, 黄赛发, 中心咖啡茶室
68 汽车城中元会: Alvin Sim, Alvin Goh, San Hup Bee Motoring Pte Ltd
69 金文泰第五巷平安社中元会: 吴文成 (Robert), 黄崧珪, Junelink Management Pte Ltd, Sally Lim, Yeo Hui Lan, Lim Cheo Eng, Sundaresan Krishnamurthi, Hair Needz, Choo Siew Lian, Yap Thiam Meng, Leo Soon Huat
70 明古连商业大厦中元会: Mr Leow, 亚华, Chua Cher Khiang, Top Clean System Services Pte Ltd – Esther Yap, Michael Ng Say Hock, Kelle Services Pte Ltd – Alex Teoh
71 如切坊商店中心联合中元会: 金美布莊 Saw Huan Cheong, Ang Chen Peow, 李铁文, Goay Keat Seang, Ho Shao Dong
72 勿洛北商联中元会: Tan Cheng Chuan, William Koh, Jennifer Ng, Kao Lee Aluminum Industrial Pte Ltd – H. P. Tan 陈云碧, Kiung Nam Pte Ltd, Foo Khee Woon, Wong Kim Soon, Contat Decoration & Transport Pte Ltd – Ng Poy Wan
73 增顺大厦中元会: 林贵祥, Richard Koh, Sin Teck Leong Marketing and Resources Private Limited, Tan Kim Hock, William, Mirai Electronics Pte Ltd
74 日兴醒狮健身院: 傅子铭, 傅春荣, Y Z Trading – Goh Yao Zong, Meteor Cleaning Services – Wu Zheng Fa, Ong Chin Guan, Goh Gok Siang
75 巴西班让振兴社中元会: Yeo Eng Tong, Koh Eng Kim, Lim Kian Seng, Tan Pei Ling, QNQ Enterprise Pte Ltd, Aw Bee Hong, Seet Tai Chai, Total Fresh, Lim Kian Seng, Aw Bee Hong (Bok)
76 裕廊东金圣殿: Mr. Ah Hock, John, Veron, Julia Lee, KST
77 林佳汶, Perumal Arumai Chandran, Projman Pte Ltd, Tan Bee Eng, Ter Soon Chuan, Lee Woon Sing, 8 Point Marine Services Pte Ltd
78 Access Electrical Pte Ltd – Derrick
79 勿洛北联谊社中元会: 蓝泰, Kim Leng Store; Poh Boon Pang@Poh Geok Peak
80 力山街福潮兴中元会: 林木成 (Muck Seng), 廖宝贵, 沈展辉, 阿勇
81 安琪, Steven Tan, Tan Thiang Teck
82 勿洛北工业食品联合中元会: Woo Kum Sun, Phua Koon Heng, Ong Chee How, HS Bros Foodstuff Pte Ltd, Teo Boon Kwang, Kiong Sing Food Pte Ltd – Tang Siew Hwa, Chin Lee Restaurant Pte Ltd – Eric Chua
83 淡滨尼工业区合兴社中元会: Lim Kim Tiong 林金忠^{PBM}, Fastec M&E Pte Ltd –Paul Lim Kian Soon, 栋利贸易建筑公司, Toh Leong Cheng, Mike Lim Pia Keong, Tin Boon Tay, Gan Hoo Huat, Petra Upholstery, Ms Sally
84 兀兰 E 区厂商联合中元会: 曾耀平, Mr Tok, Ng Peck Hua, Alvin Lee Ying Kiat, Resource Partner Pte Ltd – Ong Meng Chai, Mdm Tan, Rong Yi Spare Parts Co., Lua Kok Ping, Speedz Auto Pte Ltd
85 Junelink Secretarial Services; Ivan Ng Song Hoi
86 Ng Teck Chuan, 郭秋源, Koh Siong Lim, 亚成白钢私人有限公司, Tan Teng Seng
87 UbiTechpark中元会: Serene Teo, Lim Buck Tong
88 裕廊教车中心中元会: Yap Cheng Seng, 宝亮, 叶进忠, Danny Ang Ann Kiat, AAK LOGISTIC SERVICES, 林佳汶, Alexis Tan Ming Ching, Confirm Trading (S) Pte Ltd, Shaw Seiki (S) Pte Ltd – Melvin Lim Lee Keng
89 慈德堂中元会: 林亚兴, 林天送, Yong Chee Ming, Panoil Petroleum Pte Ltd, Stella Lim Lay Kuan, Seng Leong Steel (Ent) Pte Ltd, Heatherjan Wong, 林国宝, Toh Hong Huat, Chua Kim Hiok
90 陈顺和煤气供应商私人有限公司 – Kia Siang Hwa
91 裕益社中元会: 林亚兴, Lim Ah Hong, Lee Hui Teo, 李诚实, Quek Hong Sun, Stella Lim Lay Kuan, J. SaShi, Red Eagle Marine Services
92 狮城阴阵殿公庙: 朱金昌
93 兀兰东区厂商联合中元会: 林清河^{PBM}, Mr Tok, 林来和, SITO H SHELFDOR, Netlink Partners Pte Ltd
94 汤申旧车中心中元会: Alvin Goh, Tan Geok Hoe, Alan Ng, Grid + Line Pte Ltd – Li Xizhen, Au Ah Tee, Tan Wei Auto Trading – Wendy Tan
95 Tibetan Buddhist Studies Society – H. E. Lhatse Tulkus Rinpoche, Heng Mong Yong
96 联邦道汽车展销中心中元会: 林亚保, MOTORWAY CREDIT PTE LTD, 王育木, Thrive Technic Pte Ltd – Teo Thiam Teck, Thomas Luah, Raymond Lim, Motor – East Pte Ltd, 张天成, 许源海Don Motoring Private Limited – Karen Tan
97 贝亨街中元会 (惹兰苏丹): 曾招基, 谢泰松, 王通海, 阿南, Ng Chee Wei, Chia Thai Cheong, Chan Ju De Pte Ltd, Lee Yock Wah, System Group Realty Pte Ltd
98 蔡厝港齐天宫: 黄建林, Mdm Sim Ah Ngoh, 沈亚娥
99 花果山宫: Wilson Goh, H C Auto Pte Ltd, Gan Tong San Louis, Formteam Consultancy Pte Ltd; Frankie Pang, 鑫天地 – Vicky, Grand Oasis Pte Ltd
100 成兴齐天宫香友会: Alvin Lee Ban Seng – 万成, Ang Hong Kiat, Hellen, Ng Chee Wei, Chow Wai Hong
101 中峇鲁齐天宫: 吴京桦, 林扬义
102 陈燕交, Tan Bee Siew, Koh Kiat RenKah Giap Air-Con Engineering – Kenny Ler
103 Morrisons Export Buying Office Limited – H. K. Tang
104 橡林宫: 符明成, 欧文兴, Allgreen Design Pte Ltd, Shalyn Khoo, Lim Ah Kwang
105 Ng Yiam Kee, Chow Keong Seng, Leong Lai Fun, Tian Gong Xiang Yu Hui – Cheng Xing Qi, 黄金顺, Ng Poy Wan, 吴泗光, Lai Zhen Oong
106 Cheong Stainless Steel Work; Cheong Meng Chwee, Lim Siew Cheng
107 顺山亭榕树大伯公宫: 谢汉武, 黄坤生, 林金水^{PBM}, 陈海景, 楊寶豐, 许瑞
108 勿洛北商联中元会: Tan Cheng Chuan, Kao Lee Aluminum Industrial Pte Ltd; H. P. Tan 陈云碧, Wong Kim Soon, Contat Decoration Transport Pte Ltd – Ng Poy Wan, Foo Khee Woon, Kiung Nam Pte Ltd
109 万兴坛: 黄永财, Teng Fung Construction Pte Ltd; Ma Jian Guo, Steven Soh
110 Mary Beauty & Fashion – Lim Kim Kwee, SKS. Collections; Joseph Lim Teck Seng
111 合兴社中元会 – Heng Yi Construction Engineering Pte Ltd, Tan Tai Hong, Resman, Yap Thiam Meng
112 义和宫顺天堂: 吴运输服务 (私人) 有限公司, 吴木新, Goh Poy Wah; Season Bus Services Co. Pte Ltd, Think One Credit Pte Ltd – Neo Tiam Ting, Tan Tze Hau Donny, Don Motoring Private Limited, WHS Global Logistics Pte Ltd, Advan Engineering Pte Ltd, Koh Kim Koon
113 阿裕尼十楼莲花坛: 瑞杰, 王国安, OCW Insurance (Brokers) Pte Ltd, Chua Juay ChoonSA
114 蔡厝港关帝庙: 黄腾辉, 黄镇狮, 黄礼治, Tan Kah Tong, Pacific Motor Credit Pte Ltd, Toh Keng Ho
115 芳林苑興友中元会: Sam Chee Kin
116 中顺坛: Kwek Sing Kin, 亚龙, Lew Peng Kiap, Kong Seng Huat Tyres Pte Ltd
117 勿洛北 E 区厂商友谊社中元会: Steven Mong, A&G Industrial Gas Trading Pte Ltd, J – Kho Engineering Pte Ltd, Chin Ee Engineering Works, San Ho Technologies Pte Ltd, Mr Vincent Mun, Primac Engineering Pte Ltd, Wong Kim Soon
118 勿洛北 (E) 厂商友谊社: Praxis Contractors Pte Ltd – Tan Chor Hui

- 119 毛广岛中元会; Bukom 7th Month Festival Organising Committee, Ang Eng Bock, Vincent Quek, Mun Siong Engineering Pte Ltd, Shell Eastern Petroleum Pte Ltd, Ang Sing Kok, Hai Leck Engineering Pte Ltd, Cheng Buck Poh, Wisely Project Management Consultants – Simon Tan, Scan – Bilt Pte Ltd – Chan Wah Soon, Tuff Chem Environmental Services Pte Ltd – Allister Lim
- 120 Simon Tan - Wisely Project Management Consultants, Chan Wah Soon - Scan-Bilt Pte Ltd, Ong Tian Hoo, Ong Bin Jiau, Josimar Pte Ltd, Allister Lim-Tuff Chem Environmental Services Pte Ltd, Yeo Tiong Sau, Tan Lin Siw, Soon Chong Tek, Lim Choon Wah, Lo Thim Leng, Lim Whee Kheng
- 121 阴圣殿: 周来福, 卓清旺, 张文荣, 周来发
- 122 兴慧君 – 蔡顺兴
- 123 麦肯西汽车贸易中心中元会
- 124 豪利工業城中元會: Richard Lim, 林振原, 洪利文 Keith Ng, Tay Mong Seng
- 125 DAN Airfreight Pte Ltd: Daniel Mah, Yin Chuang Motoring – Jeffrey Chong
- 126 傅文邦, 唐琥, 陈天文, 梁田, 邱胜扬, 叶世品, 严丙量, 王冠龙, 陈云龙
- 127 黄郅威, 吴锦汉, 黄明萍, 黄奕聪, 林德容, 李添南, 曾添成, Shieh Keng Lim (Raymond), 许如风, 许友发, 王利源, 林瑛财, 陈玉金, 梁世添, 陈合兴迷你市场, 黄金耀, 汪合源, 林载顺, 黄明和, 汪江铃, 信隆食品有限公司, 卓再发, 廖景凤, 卓文发, 陈正正, 林佳汶, ACE Plumbing Services, Desmond Yeo
- 128 Desmond Tang, Wehuat Seng Engineering Works, Lim Seng Lai, Ghim Heng Trading, Mdm Neo Kui Hoy, Fatt Chan Metal Industrials Pte Ltd; Gates PCM Construction Ltd, Kuo Oil (S) Pte Ltd, Dicky C K Cheong, 余学钧, 吴淳莽
- 129 菜市面庄私人有限公司 – 陈伟明
- 130 邓银岗, 陈勇联 Donovan Tan, 陈国华, 傅金源, 许再兴(红毛仔), 傅子良, Yap Boon Lai, Goh Chin Hock, Ching Chong Hua, Steven Lim, Wang Kok Keng, 陈朝信, Pang Eng Peng, Lim Lye Hock, Fang Min Leong
- 131 Allround Advanced Technologies Pte Ltd – David Tan
- 132 JLA Marine Supplies Pte Ltd
- 133 Richard Tan, 黄清来, 陈华联, Peter Ang, 吴茂新, Kuik Ah Han, Chin Giap Soon, Trading Pte Ltd, 黄荣华, Lai Weng Chuan, 李亚山, Chan Koon Pak, 钟喜德, 林志发, Chew Kheng Siang, RJ Contract Pte Ltd – Rick Toh, 李绍文, Lee Goon Huan
- 134 Seng Choon Huat Trading – Jackson Goh, 永益机件公司 – Mdm Tan, Vincent Lim, 张庆良, 王伟全, 陈梓莹, 卓新川, 郑德和, 沈丰家, Pung Whei Meng, 黄海山, 卓莉芳, 林威联, 许俚正, 黄环珠, 黄水竣, 林添吉, 吕培顺, 方惠铭, 洪志明, 许美后, 陈维忠 ^{BBM}, 黄鸿铭, Goh Kin Hung
- 135 Eng Kwang Chiang, 黄逊赋, Ivy Lai, Ong Meng Chai, 许仁山
136. Tentage of Compassion Pte Ltd, 叶长南, Er Siong Leng; Tex Star Engineering Pte Ltd
137. 林忠耀, 苏发, 李源兴, 兴山坛, 阴莲坛, Mr Chew, Oh Gek Hwa, Chew Siew Yong Joe

慈光属下福利中心

慈光智障日间活动中心

Blk 627 Hougang Ave 8 #01-130 S(530627)
Tel: 6385 2913 Fax: 6385 2914 Email: hidac@metta.org.sg

慈光乐陶苑及智障日间活动中心

2 Woodlands St 31 S(738580)
Tel: 6365 7666 Fax: 6365 7555 Email: MettaHome@metta.org.sg

慈光乐龄日间康复中心

Blk 296 Tampines St 22 #01-526 S(520296)
Tel: 6789 5951 Fax: 6786 3758 Email: rehab@metta.org.sg

慈光安宁居家护理中心

Metta Building (Level 5) 32 Simei St 1 S(529950)
Tel: 6580 4695 Fax: 6787 7542
Email: hhospice@metta.org.sg

慈光居家护理服务

Metta Building (Level 5) 32 Simei St 1 S(529950)
Tel: 6580 4653 Fax: 6787 7542
Email: mhomenursing@metta.org.sg

慈光幼儿园－榜鹅

Block 194 Punggol Road #01-01 S(820194)
Tel: 6483 9585 Fax: 6483 9586 Email: preschool@metta.org.sg

慈光学校

30 Simei St 1 S(529949)
Tel: 6788 5800 Fax: 6788 5507
Email: enquiry@mettaschool.edu.sg Website: www.mettaschool.edu.sg



慈光福利协会
METTA WELFARE ASSOCIATION

Metta Building 32 Simei St 1 S(529950)
Tel: 6580 4688 Fax: 6580 4699
Email: mwa@metta.org.sg Website: www.metta.org.sg
Facebook: [mettawelfareassociation](https://www.facebook.com/mettawelfareassociation)